


LACASSE

Office Furniture Solutions



QUORUM MULTICONFERENCE > Price Book > USA > September 2022



OFFICE

FURNITURE

SOLUTIONS

TABLE OF CONTENTS

LACASSE QUICKSHIP PROGRAM..... 2

DIMENSIONAL SPECIALS..... 3

STANDARDIZED SPECIALS..... 3

SPECIFICATIONS..... 4-5

 WORK SURFACES..... 5

 LEGS AND BASES..... 6

 TECHNOLOGY INTEGRATION/ELECTRIFICATION..... 6-7

 TABLES – CONFIGURATION ELEMENTS..... 8-9

 2-LEVEL SHARED TABLES AND TABLE LECTERN..... 10

 MEETING TABLES AND OCCASIONAL TABLES..... 11

 CONFERENCE TABLES WITH PANEL BASE..... 11

 ELECTRIC HEIGHT ADJUSTABLE TABLES..... 12-13

 MOBILE TRAINING TABLES – V-BASE..... 14

 TRAINING TABLES – T-BASE..... 15

 COMPLEMENTARY FURNITURE..... 15

 2-TONE APPLICATION AND WOOD GRAIN DIRECTION..... 16

 SPECIFICATIONS FOR OPTIONS AND FINISHES..... 16

QUORUM MULTICONFERENCE PRICE LIST 17

 1-SECTION SURFACES – 42" TO 60" W..... 17

 LEGS AND ACCESSORIES FOR 1-SECTION SURFACES – 42" TO 60" W..... 18

 1-SECTION SURFACES – 72" TO 96" W..... 19

 LEGS, BASES AND ACCESSORIES FOR 1-SECTION SURFACES – 72" TO 96" W..... 22

 2-SECTION SURFACES – 108" TO 192" W..... 22

 LEGS, BASES AND ACCESSORIES FOR 2-SECTION SURFACES – 108" TO 192" W... 26

 3-SECTION SURFACES – 204" TO 252" W..... 27

 LEGS, BASES AND ACCESSORIES FOR 3-SECTION SURFACES – 204" TO 252" W... 29

 1-SECTION SURFACES FOR VIVA AND TRIA BASES – 96" W..... 30

 VIVA AND TRIA BASES AND ACCESSORIES FOR 1-SECTION SURFACES – 96" W... 30

 2-SECTION SURFACES FOR LONG-SPAN TABLES – 108" TO 192" W..... 31

 LEGS, BASES AND ACCESSORIES FOR LONG-SPAN TABLES..... 32

 2-LEVEL SHARED TABLES – 36" OR 42" D..... 33

 TABLE LECTERN..... 33

 MEETING TABLES..... 34

 MEETING TABLES WITH XTRA BASE..... 35

 OCCASIONAL TABLES..... 35

 CONFERENCE TABLES..... 36

 ELECTRIC HEIGHT ADJUSTABLE CONFERENCE TABLES..... 37

 ACCESSORY FOR ELECTRIC HEIGHT ADJUSTABLE CONFERENCE TABLES..... 37

 ELECTRIC HEIGHT ADJUSTABLE TABLES..... 38

 ACCESSORIES FOR ELECTRIC HEIGHT ADJUSTABLE TABLES..... 41

 TRAINING TABLES – V-BASE..... 41

 TRAINING TABLES – T-BASE..... 43

 TRAINING TABLE ACCESSORIES..... 43

 COMPLEMENTARY FURNITURE..... 43

 ELECTRIFICATION..... 45

 SUGGESTIONS..... 46



QUORUM Multiconference is certified LEVEL® 1. LEVEL is an evaluation and certification system for environmentally-preferable and socially-responsible office furniture. For more information visit, www.levelcertified.org.

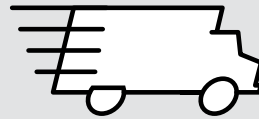


Lacasse products have achieved GREENGUARD GOLD Certification. GREENGUARD Certified products are certified to GREENGUARD standards for low chemical emissions into indoor air during product usage. For more information, visit ul.com/gg.

LACASSE QUICKSHIP PROGRAM*

Products and suggested layouts identified by this pictogram are part of the Lacasse quick delivery program.

* Due to current market conditions, always refer to our Lead-Time Guide for a confirmation of our current Lacasse QuickShip lead-times.



PROGRAM CONDITIONS AND LIMITATIONS:

- Maximum of 35 of each selected item and of each color per order.
- QuickShip products are ready for shipment after reception of a ready-to-process order and delivered on next available trailer.
- High-pressure laminate (HPL) finishes are not part of the QuickShip Program.
- Each time an electrical/communication module option is specified for a product that is part of the QuickShip Program, the module option is also part of the program, with the exception of table centers (CPC, CP2, CPP).

IMPORTANT:

Place QuickShip orders separately from regular orders.

When preparing your QuickShip orders, indicate the code “QS” before the product code or the suggested layout code. (Ex.: QST5NNN-RC4884.)

AVAILABLE OPTIONS AND LAMINATE FINISHES:

Make sure to complete your QuickShip product codes with the option and finish codes that are part of the QuickShip Program. Consult the list of finishes available on QuickShip at www.grounelacasse.com.

“DIMENSIONAL” SPECIALS

Groupe Lacasse offers its clients the possibility of making certain modifications to surface and table dimensions without having to go through the Quotations department. Certain rules apply:

- Dimensional changes are permitted within existing limits.
- No construction change may result from the dimensional change. (Ex.: addition of a base, leg or other component.)
- Refer to the **Dimensional Specials Program on page 4** of the Lacasse general price book for more details.
- If your particular situation is not eligible for the “Dimensional Specials” Program, or for any question regarding “**Dimensional Specials**”, please contact our Specials department at Quotation@groupe-lacasse.com.

“STANDARDIZED” SPECIALS

Addition of a non-standard cut-out for an electrical/communication module

It is possible to add a non-standard cut-out for a table without having to go through the Quotations department.

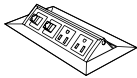
PROCEDURE:

1. Add an “S” before the product code. (Ex.: ST5NNN-RC4884.)
2. Add “GR9” after the product code. (Ex.: ST5NNN-RC4896GR9.)
3. Supply a drawing specifying the exact dimensions of the cut-out and its position on the furniture.
4. Add \$69 to the table’s list price.

Note: For reasons related to structural issues, some requests may have to be modified or refused.

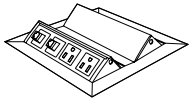
Technology integration

Several electrical/communication modules are available and preconfigured as a standard option. However, many other electrical/communication modules can also be used; to be ordered separately. Refer to the examples below and to the Accessories section of the Lacasse general Price List for all available solutions.



LGC-PC2P

Module with 2 outlets and 2 openings. May accept the connectors shown in this price book’s Electrification section. 72" L (1850 mm) connector cable for wall outlet.



LGC-DPC4P

Double module with 4 outlets and 4 openings. May accept the connectors shown in this price book’s Electrification section. 72" L (1850 mm) connector cable for wall outlet.

PROCEDURE:

1. Add an “S” before the product code. (Ex.: ST5NNN-RC48__.)
2. Replace the dimensions of the standard unit with the required dimensions. (Ex.: ST5NNN-RC4884 becomes ST5NNN-RC4887.)
3. Use the **higher unit price** from the current price list. (Ex.: If the new unit is an ST5NNN-RC4887, the price to use is the one for unit T5NNN-RC4896.)

Tables and furniture with high-pressure laminate (HPL) surface

Tables and furniture may be ordered with an HPL surface.

PROCEDURE:

1. Modify the number after the T at the start of the code, according to the thickness of the desired finish:
If the code begins with T1, replace with T2.
If the code begins with T5, replace with T6. (Ex.: T5NNN-RC4884 becomes T6NNN-RC4884.)
2. **Apply the surcharge** for the modification of the finish, according to the table below:

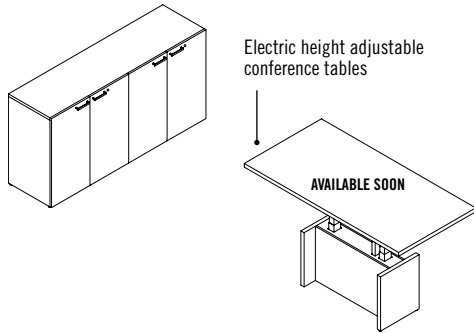
SURFACE WIDTH	UPCHARGE
48" (1200 mm) or less	\$206
Between 54" and 72" (1350 and 1800 mm)	\$258
Between 84" and 96" (2100 and 2400 mm)	\$386
Between 108" and 120" (2700 and 3000 mm)	\$514
Between 132" and 144" (3300 and 3600 mm)	\$642
Between 156" and 192" (3900 and 4800 mm)	\$878
Between 204" and 252" (5100 and 6300 mm)	\$1,156

SPECIFICATIONS

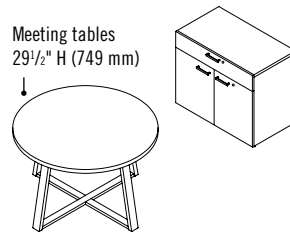
QUORUM MULTICONFERENCE

The QUORUM MULTICONFERENCE collection adapts to the new realities of meetings, presentations and conferences, and impresses with its sophisticated style, ingenious design and smart technology integration. Furthermore, a wide array of dimensions, shapes and features makes the collection adaptable to all situations and day-to-day needs.

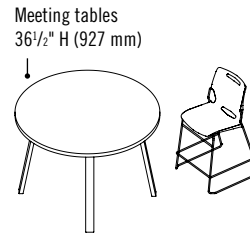
Active meeting



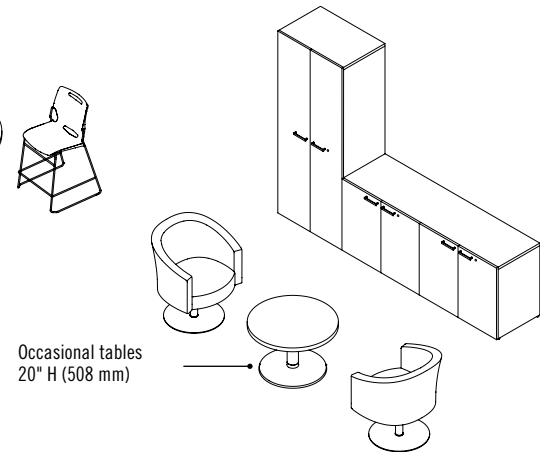
Work room



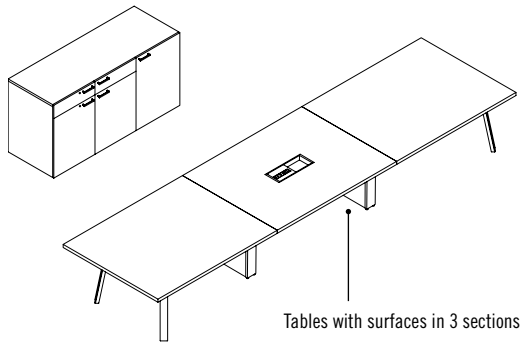
Spontaneous meeting



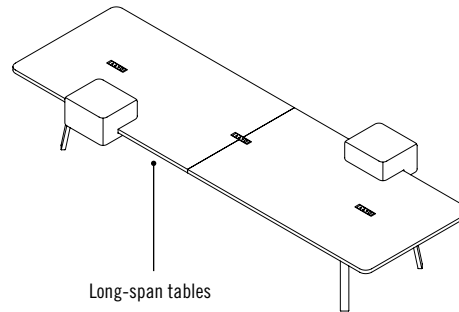
Informal meeting



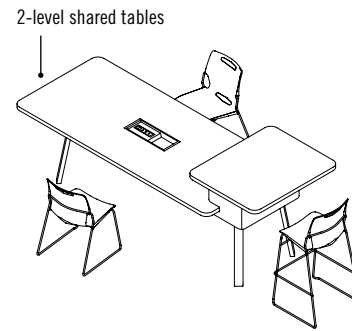
Conference



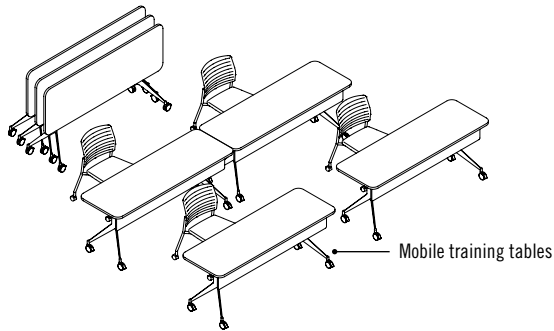
Coworking



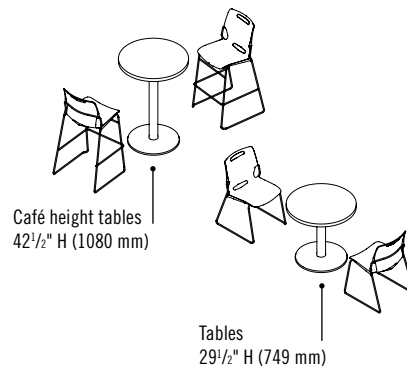
Collaboration



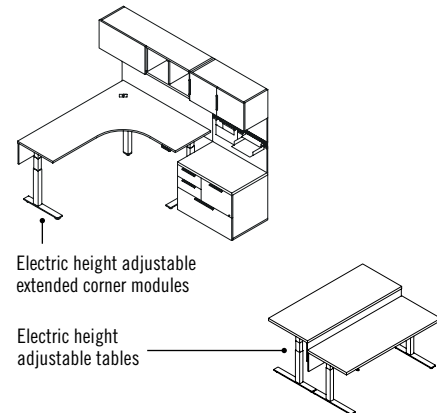
Training - Multifunctional spaces



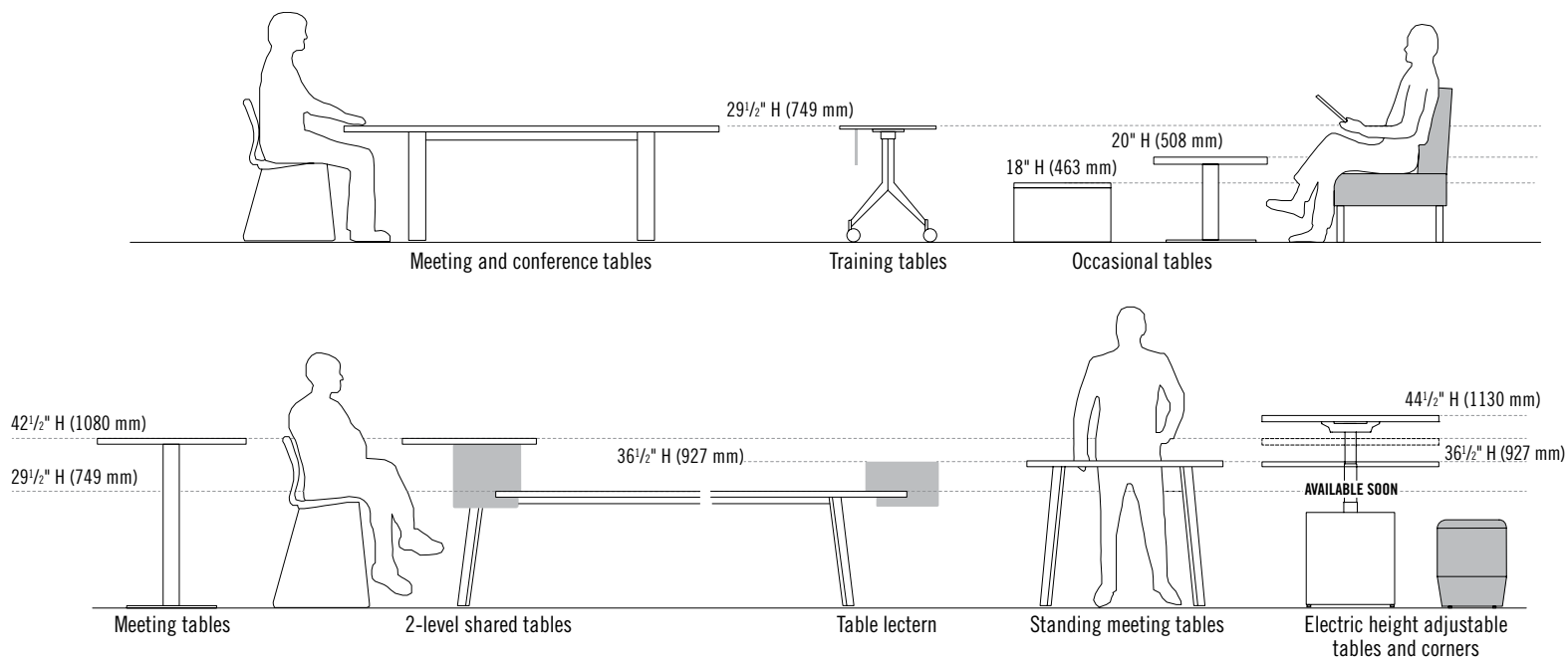
Lounge area



Active office



QUORUM MULTICONFERENCE (cont'd)

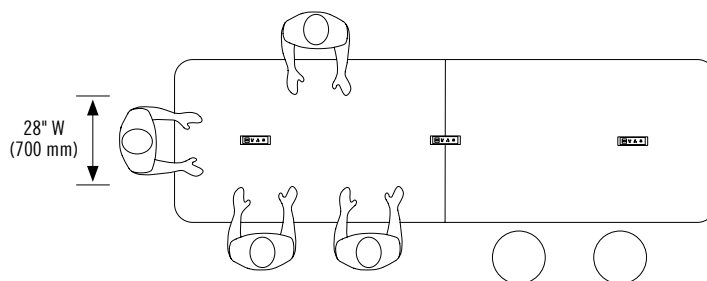


User space

Seating model and desired occupation space (larger or more compact), table surface shape and size and the choice of legs or bases will determine the quantity and arrangement of the seats*.

In the price book, a column specifies, for information purposes, the number of people who can be seated around a table.

*Data based on a 28" W (700 mm) occupation space.



WORK SURFACES

- Thermofused laminate panel, 2-sided scratch-resistant finish (45 lb/ft³).
 - Work surface 1 1/2" (38 mm) thick, unless otherwise noted.
 - For surfaces in 2 or 3 sections, the same finish is applied to all sections. No two-tone application possible.
 - Work surfaces also available in high-pressure laminate (HPL), adding 1/16" (1,5 mm) to thickness.
 - Plastic polymer edgebanding 3/32" (2 mm) thick.
 - Work surface 1 1/2" (38 mm) thick, unless otherwise noted, with smooth (N) or knife edge (K)*.
 - Smooth edge in a color matching that of the work surface's finish (N) or with a contrasting accent in Black (K), Silver (S) or White (W), unless otherwise noted.
 - Knife edge in a color matching that of the work surface's finish (N) or with a contrasting accent in Black (K), Silver (S) or White (W).
- * Knife edge can be applied to square, rectangular or A-shaped work surfaces. Available in all work surface finishes except Anthracite Grey (GAN), Frost (GVR) and Willow Grey (WGR).



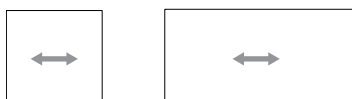
Smooth edge (N)
Color matching (N) work surface finish or with a contrasting Black (K), Silver (S) or White (W) accent.



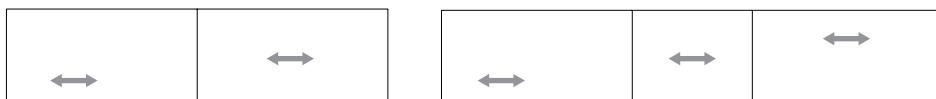
Knife edge (K)
Color matching (N) work surface finish or with a contrasting Black (K), Silver (S) or White (W) accent.

Wood grain direction

1-section surfaces







2- or 3-section surfaces: wood grain finish is not continuous.







SPECIFICATIONS

LEGS AND BASES





Refer to the price book to find out which legs and bases are compatible with the size and type of work surface, as well as the number of legs and bases to order. Proper positioning of legs and bases is assured by a metal-on-metal assembly using mechanical screws, thus ensuring product integrity and easy set-up.

Angled legs		Disc base	X-base	Angled legs	Disc and X-bases
				<ul style="list-style-type: none"> • Legs may be installed in 2 ways. • Steel tube. • Levelers with 1¹/₄" (32 mm) height adjustment. • Integrated cable management (optional). • Accent colors: Black (K), Silver (S) or White (W). 	<ul style="list-style-type: none"> • Aluminum tube. • Molded aluminum disc base. • Steel X-base. • Levelers with 1¹/₂" (12 mm) height adjustment. • Integrated cable management. • Accent colors: Black (K), Silver (S) or White (W).
ATL_ and ATL_WM Positioned at an angle	ATL_ and ATL_WM Positioned at a 45° angle	DC	XB		

Highly durable electrostatic paint is used for legs and metal bases.

VIVA bases		TRIA base	XTRA base	VIVA/TRIA/XTRA bases	
				<ul style="list-style-type: none"> • Solid cherrywood or steel crosspiece(s) (VIVA bases only). • Steel tubes. • Levelers with 1¹/₄" (32 mm) height adjustment. • Integrated cable management on one leg of the XTB_ base. Optional for VBTL_, VMTL_ and TBTL_ bases. 	<ul style="list-style-type: none"> • 2 wood colors: Wild Cherry (W20) or Terra Cherry (W21). • Accent colors for legs: Black (K), Silver (S) or White (W).
VBTL_ and VBTL_WM	VMTL_ and VMTL_WM	TBTL_ and TBTL_WM	XTB_		

The natural beauty of wood is revealed through variations in wood grain and in markings that make each crosspiece unique. Wood with a catalyzed polyurethane finish provides impact resistance comparable to that provided by laminate. However, intensive use or repeated rubbing could result in premature wear of the surface finish and alter the look of the product. Extra-durable electrostatic paint is used on metal parts.

Thermofused laminate bases		U-shape combined base	Panel base	Thermofused laminate bases	U-shape combined base	Panel base
				<ul style="list-style-type: none"> • Laminate 1" (25 mm) and 5/8" (16 mm) thick. • Optional door with 110° hinges and lock. • Levelers with 1¹/₄" (32 mm) height adjustment. • WM base with cable management: the base makes it possible to plug cables into a floor electric outlet. 	<ul style="list-style-type: none"> • Laminate 1" (25 mm) thick. • Levelers with 1¹/₄" (32 mm) height adjustment. • Aluminum contour painted Black (K) or White (W), or anodized aluminum with Silver (S) finish. 	<ul style="list-style-type: none"> • Laminate panel 1¹/₂" (38 mm) thick. • Crosspieces 8⁷/₈" H (225 mm). • Levelers with 1¹/₄" (32 mm) height adjustment
LB05_ and LB09_	LB05_WM and LB09_WM	UCB_	LB			

Bases are made of thermofused laminate panels, with scratch-resistant finish on both faces (45 lb/ft³).

TECHNOLOGY INTEGRATION/ELECTRIFICATION

Options for work surfaces

- GC: 1 grommet at the center.
- G2, G3: 2 or 3 grommets.
- PC: 1 electrical/communication module in center.
- P2, P3: 2 or 3 electrical/communication modules.
- CPC: 1 table center at the center.
- CPP2: 1 table center at the center and 2 electrical/communication modules.

Options PC, P2, P3, CPC and CPP2 include the Quorum Multiconference connection system (junction cables, connector cables, etc.) and silver-finish anodized aluminum channels, with end caps and sliding brackets for cable and wire support.

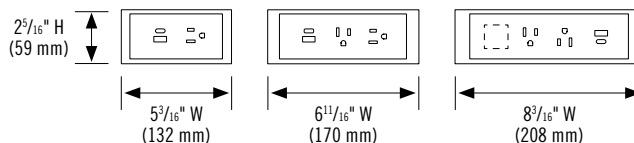
Quorum Multiconference electrical connection system

- Easy-to-install modular connections, easily reconfigurable.
- Power feed with wall outlet.
- Meets the required specifications of the ETL and UL-962 standards for electrical product safety recognized by the United States and Canada.

* In the price book, illustrations at bottom of page show options, configurations and positions for the different options, for each type of work surface or table.

Electrical/communication modules (P_)

- Steel frame, plastic center with anti-spill edges.
- Configurations include: opening, 15 AMP electrical outlet(s), USB-A+C 18W outlets. The opening can accept different connectors (RJ45, HDMI, etc.), sold separately.
- Accent colors: Black (K), Silver (S) or White (W).



Grommets (G_)

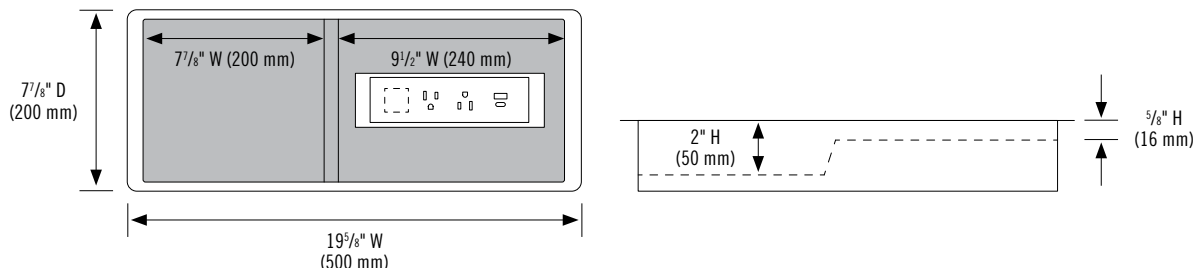
- Cover in 2 sections.
- Plastic, silver finish.



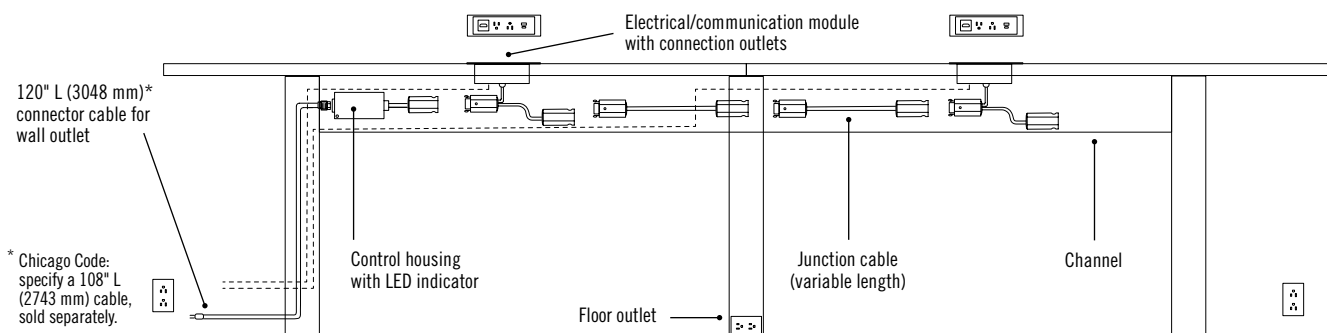
TECHNOLOGY INTEGRATION/ELECTRIFICATION (cont'd)

Table center (CP_)


- Electrical/communication module.
- Two-level storage space for small items.
- Felt finish with color matching frame.
- Steel frame: Black (K), Silver (S) or White (W).



Elevation view – Table with surface in 2 sections and 3 bases. Option P2: 2 electrical/communication modules.

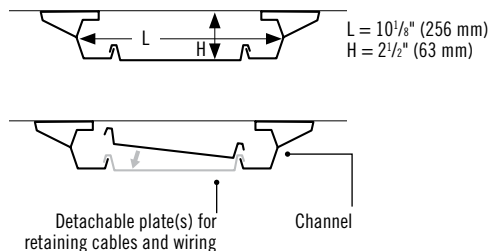


Horizontal cable management



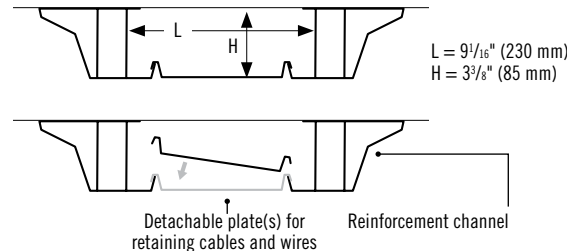
Channel

Included with electric height-adjustable tables, 2-level shared tables, and surfaces in 1, 2 or 3 sections that are specified with grommets or electrical/communication module(s) and/or table center.



Reinforcement channel

Always included in work surfaces for long tables.

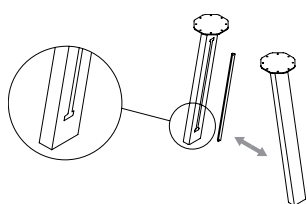


Channel length

Take into account with respect to shipping and handling at time of installation.

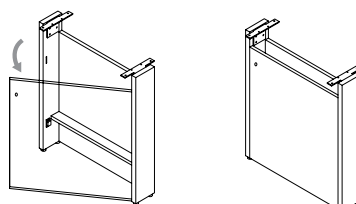
Work surface:	Channel:
144" (3600 mm)	105" L (2651 mm)
156" (3900 mm)	116" L (2951 mm)
168" (4200 mm)	128" L (3251 mm)
180" (4500 mm)	140" L (3551 mm)
192" (4800 mm)	152" L (3851 mm)

Vertical cable management



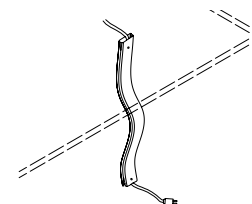
Angled leg with integrated cable management

- 3/8" (10 mm) gap to install cables and wires.
- Plastic cable cover in matching color to hold cables and wires in place.
- Capacity of interior cavity: 2 1/2" W x 1 1/4" D (64 x 32 mm).



Thermofused laminate base with integrated cable management

- Optional door with 110° hinges and lock.
 - Recessed base 6" H (150 mm).
- May be positioned above a floor electric outlet (monument).



Fabric vertical wire cover

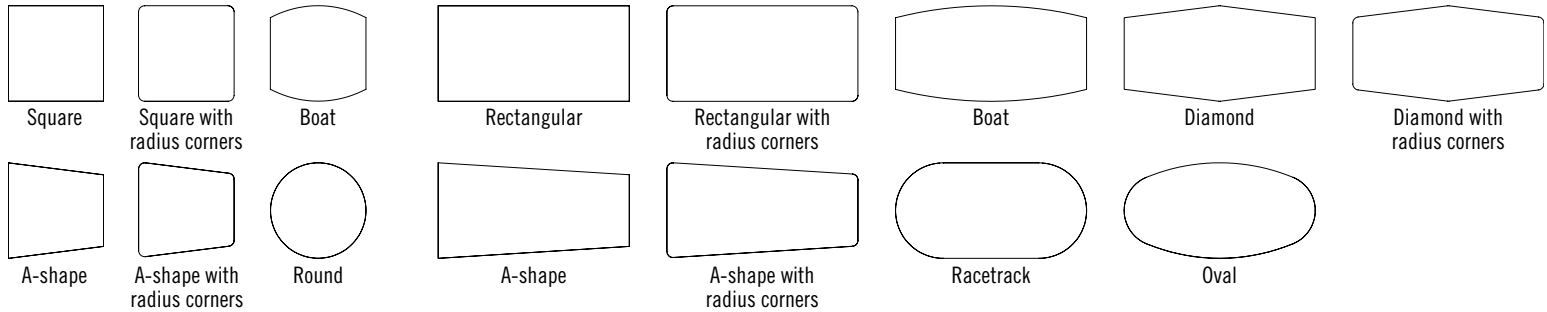
- Installed beneath work surface using screws.
- All United Chair® standard fabrics are applicable.

TABLES - CONFIGURATION ELEMENTS

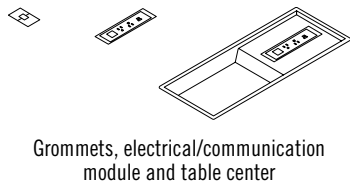
The price list is divided into several sections. Each section presents work surfaces, options for technology integration, and the choice of applicable legs and bases, or pre-configured tables. The work surfaces are compatible only with the legs and bases indicated in their section.

1-, 2- or 3-section surfaces

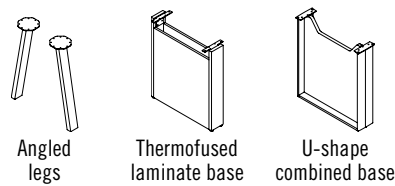
Surfaces



Technology integration



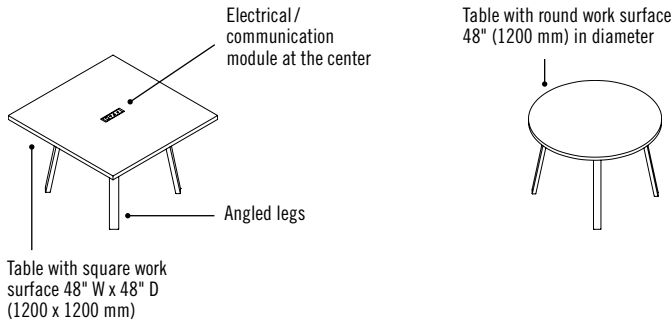
Choice of legs and bases



1-section surfaces – small tables

- 4 widths and depths: 42", 48", 54" and 60" (1050, 1200, 1350 and 1500 mm).
- 2 leg kits.

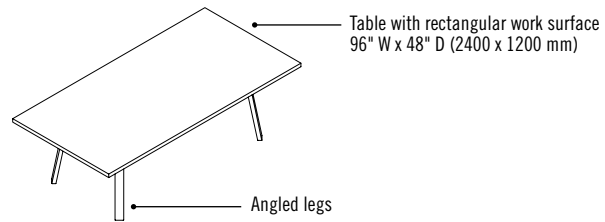
Examples:



1-section surfaces

- 3 widths: 72", 84" and 96" (1800, 1950 and 2400 mm).
- 4 depths: 36", 42", 48" and 54" (900, 1050, 1200 and 1350 mm).
- 2 leg kits or 2 bases (surfaces 42" D/1050 mm and more) required.

Example:

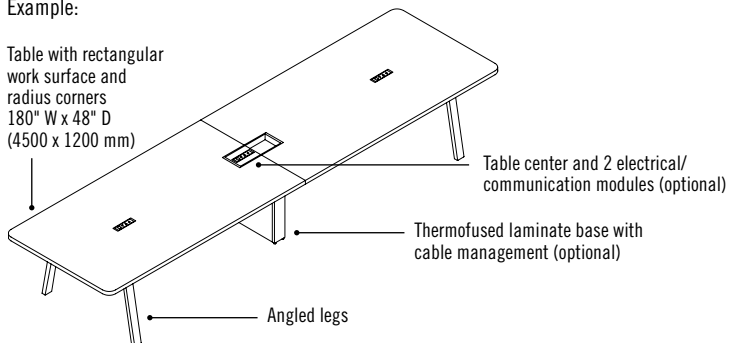


2-section surfaces

- 8 widths: 108" to 192" (2700 to 4800 mm) in 12" (300 mm) increments.
- 2 depths: 48" and 54" (1200, 1350 mm).
- 3 leg kits or 3 bases required.

For 2-section surfaces, different legs and bases may be ordered for the same work surface.

Example:

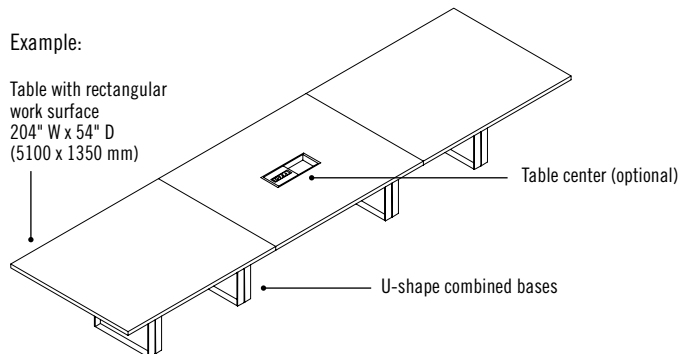


3-section surfaces

- 5 widths: 204" to 252" (5100 to 6300 mm) in 12" (300 mm) increments.
- 2 depths: 48" and 54" (1200 and 1350 mm).
- 4 leg kits or 4 bases required.

For 3-section surfaces, different legs and bases may be ordered for the same work surface.

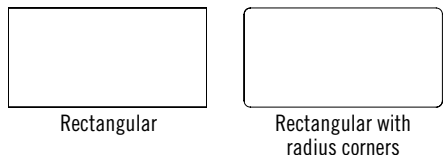
Example:



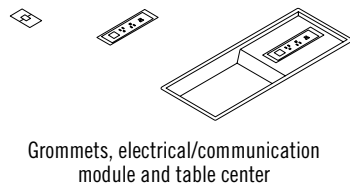
CONFIGURATION ELEMENTS (cont'd)

1-section surfaces for VIVA and TRIA bases

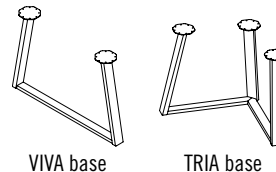
Surfaces



Technology integration

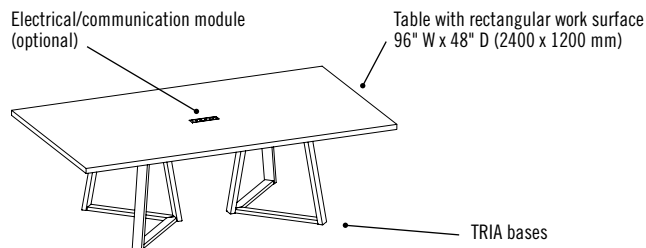
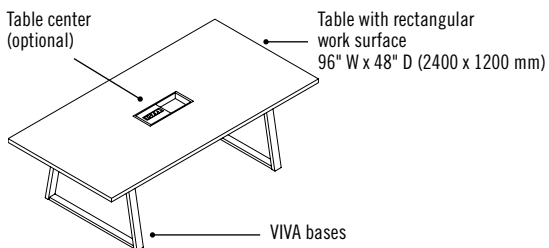


Choice of legs and bases



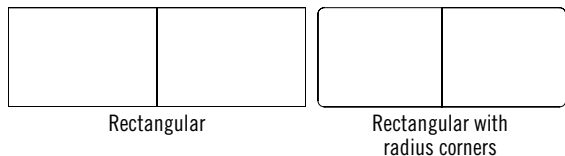
- 1 width: 96" (2400 mm).
- 2 depths: 48" and 54" (1200 and 1350 mm).
- 2 VIVA bases or 2 TRIA bases required.

Examples:

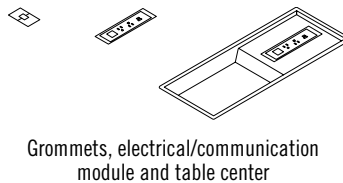


2-section surfaces for long-span tables

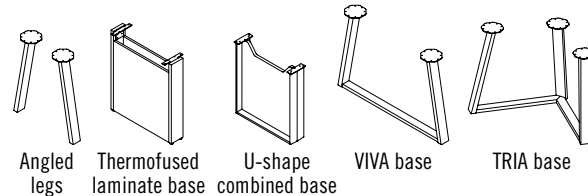
Surfaces



Technology integration

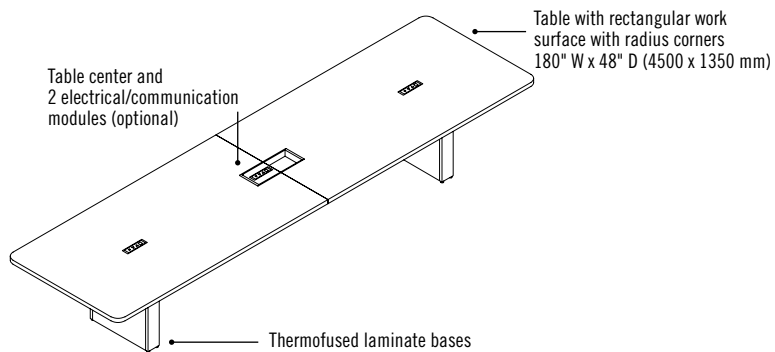
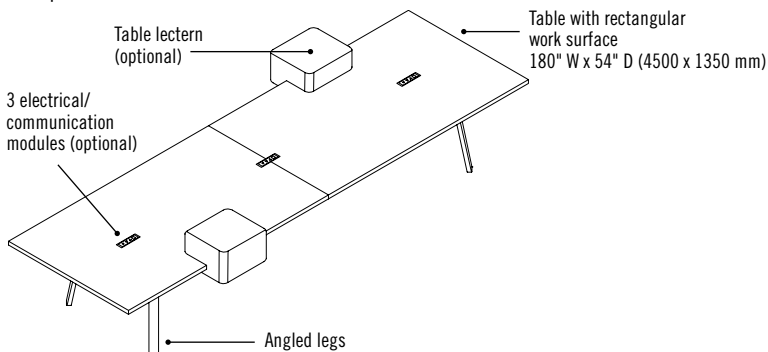


Choice of legs and bases



- 8 widths: 108" to 192" (2700 to 4800 mm) in 12" (300 mm) increments.
- 2 depths: 48" and 54" (1200 and 1350 mm).
- Reinforcement channel always included.
- 2 leg kits or 2 bases required.

Examples:

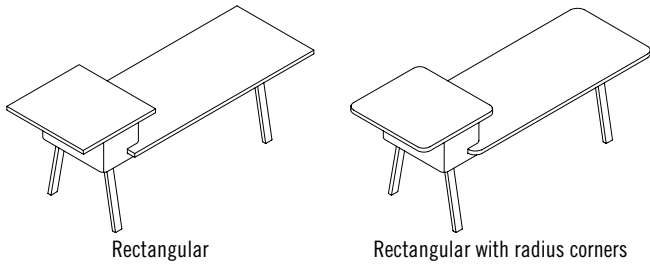


SPECIFICATIONS

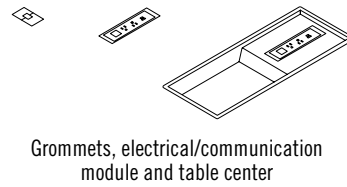
2-LEVEL SHARED TABLES AND TABLE LECTERN

2-level shared tables

Tables with raised work surface



Technology integration



- 3 widths: 96", 108" and 120" (2400, 2700 and 3000 mm).
- 2 depths: 36" and 42" (900 and 1050 mm).
- 2 heights: 36½" and 42½" (927 and 1080 mm).
- Enables working while standing or while sitting on a stool.

Channel always included.
Angled legs only.

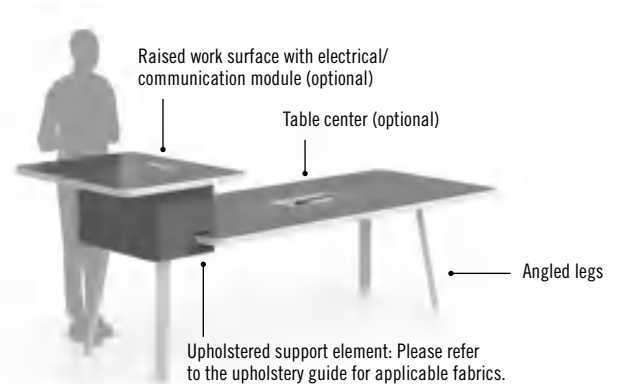
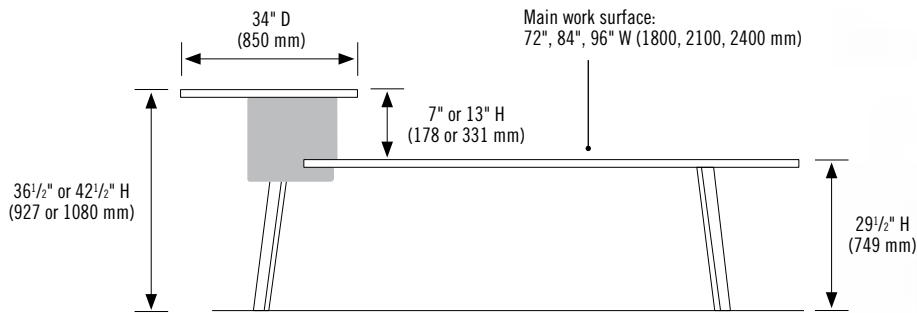
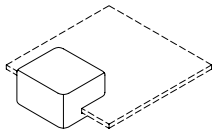
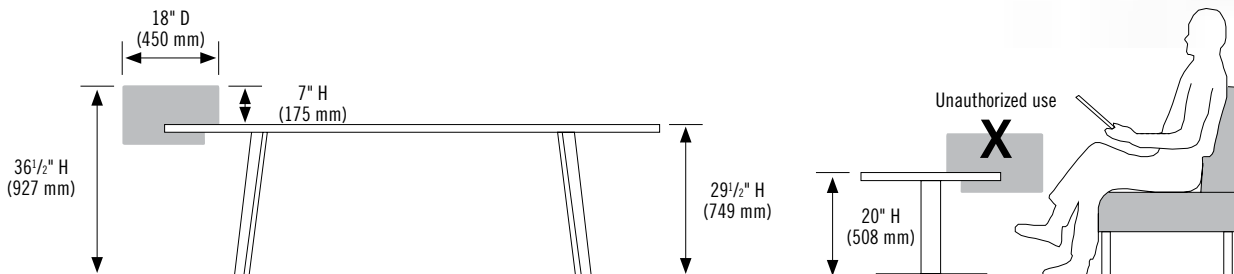


Table lectern



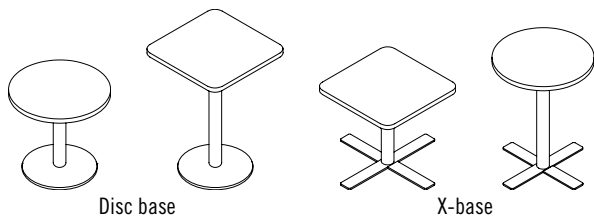
- 20" W x 18" D x 7" H (500 x 450 x 178 mm).
- Upholstered, with semi-rigid work surface. Choice of finish: please refer to the upholstery guide for applicable fabrics.
- The lectern is installed on freestanding table 29½" H (749 mm) with work surface. 1½" (38 mm) thick, smooth edge only.
- Must be installed on a straight side (not curved) only.
- Designed to be installed at the end of a table. If installed on side, the side must measure 96" (2400 mm) or more in width.
- Only one lectern per table side.



MEETING TABLES AND OCCASIONAL TABLES

Meeting tables with disc base or X-base


Tables



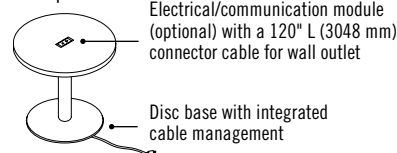
Disc base

X-base

Technology integration




Example:



- Round or square work surface with radius corners, 1" or 1½" (25 or 38 mm) thick.
- 3 widths and depths: 30", 36" and 42" (750, 900 and 1050 mm), depending on shape of work surface and table height.
- Table 29½" or 42½" H (749 or 1080 mm), disc or X-base with integrated cable management.

Meeting tables with XTRA base

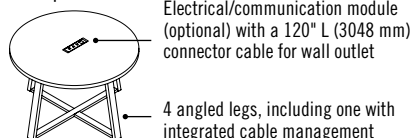
Tables



Technology integration



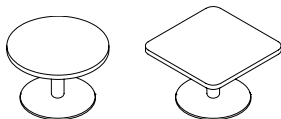
Example:



- Round or square work surface with radius corners, 1" or 1½" (25 or 38 mm) thick.
- 4 widths and depths: 42", 48", 54" and 60" (1050, 1200, 1350 and 1500 mm).
- Table 29½" H (749 mm) with XTRA base.

Occasional tables

Low tables

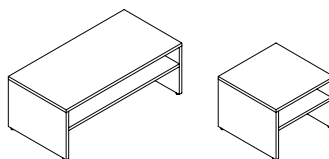


Disc base

Technology integration

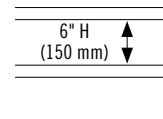


Magazine tables



All-laminate

Fixed shelf creating storage space opened on both sides

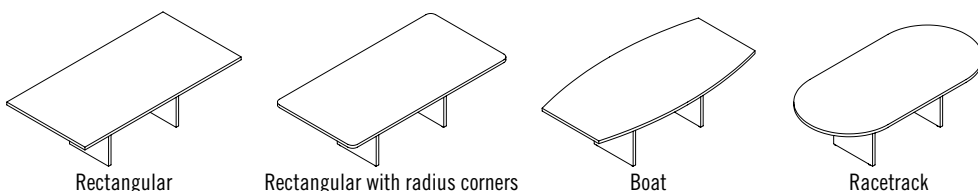


- Round or square surface with radius corners, 1" or 1½" (25 or 38 mm) thick.
- 3 widths: 24", 30" and 36" (600, 750 and 900 mm).
- Table 20" H (508 mm), disc base with integrated cable management.

- Rectangular or square surface.
- 2 widths: 24" and 48" (600 and 1200 mm).
- 1 depth: 24" (600 mm).
- 1 height: 18" H (457 mm).

CONFERENCE TABLES WITH PANEL BASE

Conference tables with panel base



Rectangular

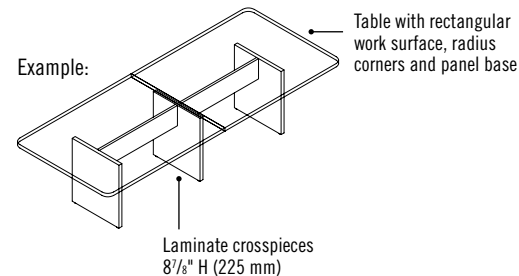
Rectangular with radius corners

Boat

Racetrack

- 1-section surfaces
- 2 widths: 72" and 96" (1800 and 2400 mm).
 - 2 depths: 36" and 48" (900 and 1200 mm).

- 2-section surfaces
- 2 widths: 120" and 144" (3000 and 3600 mm).
 - 1 depth: 48" (1200 mm).

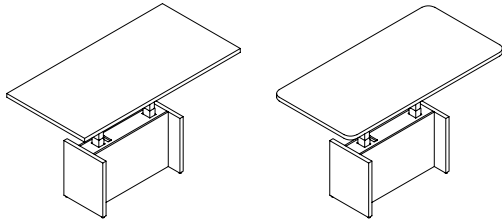


SPECIFICATIONS

ELECTRIC HEIGHT ADJUSTABLE TABLES

Electric height adjustable conference tables

Tables

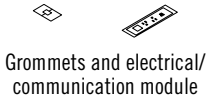


Rectangular

Rectangular with radius corners

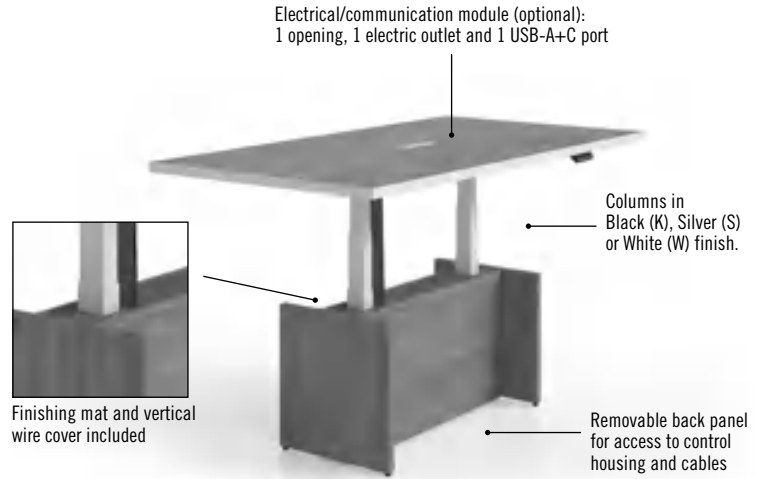
- 4 widths: 72", 78", 84" and 96" (1800, 1950, 2100 and 2400 mm).
- 2 depths: 36" and 42" (900 and 1050 mm).
- Tables 72" and 78" W (1800 and 1950 mm): 2 columns.
- Tables 84" and 96" W (2100 and 2400 mm): 3 columns.
- Thermofused laminate base 1½" (38 mm) and back ⅝" (16 mm) thick.
- Levelers with ¼" height adjustment (32 mm).

Technology integration



Grommets and electrical/communication module

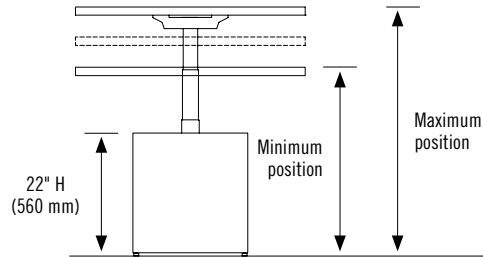
Electrical/communication module (optional):
1 opening, 1 electric outlet and 1 USB-A+C port



Electric height adjustment

- Control keypad is installed beneath the work surface.
- Operating speed: 1½" (38 mm) height adjustment per second.
- Sound level: 48 dB.
- Lift capacity of 2 columns: 264 lbs (120 kg).
- Recommended functional load capacity: 125 lbs (56 kg).
- Failure to respect the loads can cause the table/desk to malfunction.
- 120» L (3048 mm) cable with plug for wall outlet.
- Meets CSA and UL standards.

Height adjustment range



Work surface 36" D (900 mm): 17¾" W (450 mm)
Work surface 42" D (1050 mm): 20⅔" W (525 mm)

WORK SURFACE 1½" (38 mm)

Minimum position	27" H (686 mm)
Maximum position	44½" H (1130 mm)

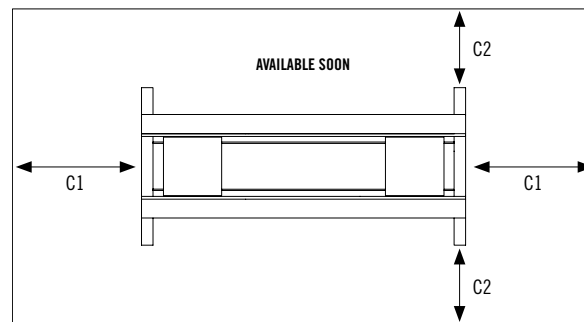
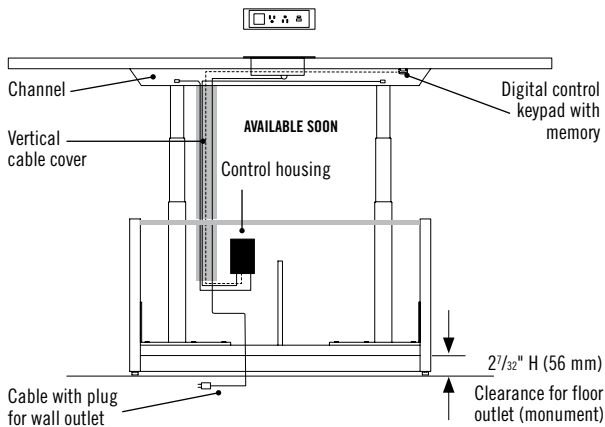


Digital control keypad with memory

Technology integration

Option of grommet or electrical/communication module: GC, G2, PC or P2.

Elevation view – Conference table with electric height adjustment.
PC option: 1 electrical/communication module at the center.

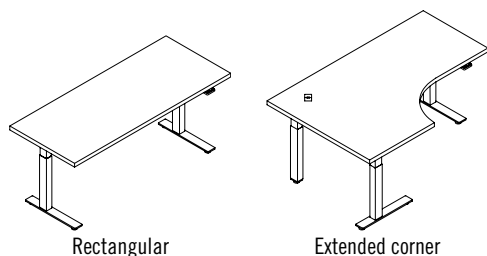


Clearances beneath work surface
C1 = 17" (435 mm) clearance
C2 = 9" (225 mm) clearance for table 36" D (900 mm)
10½" (263 mm) clearance for table 42" D (1050 mm)

ELECTRIC HEIGHT ADJUSTABLE TABLES (cont'd)

Electric height adjustable tables

Tables



Rectangular

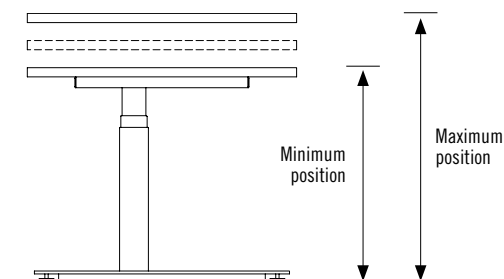
Extended corner

- Work surface 1" (25 mm) or 1½" (38 mm) thick.
- Smooth edge (N) or knife edge (K). Knife edge (K) available only for rectangular work surfaces, 1½" (38 mm) thick. This edgework is located on the user side only.
- C-shaped base: rectangular column 2½" W x 3" D (62 x 80 mm).
- Levelers with ¾" (20 mm) height adjustment.

Electric height adjustment

- Control keypad is installed beneath the work surface.
- Operating speed: 1¼" (32 mm) height adjustment per second.
- Sound level: 48 dB.
- Lift capacity of 2 columns: 264 lbs (120 kg).
- Lift capacity of 3 columns: 330 lbs (150 kg).
- Recommended functional load capacity: 125 lbs (56 kg).
- Failure to respect the loads can cause the table/desk to malfunction.
- 120» L (3048 mm) cable with plug for wall outlet.
- Meets CSA and UL standards.

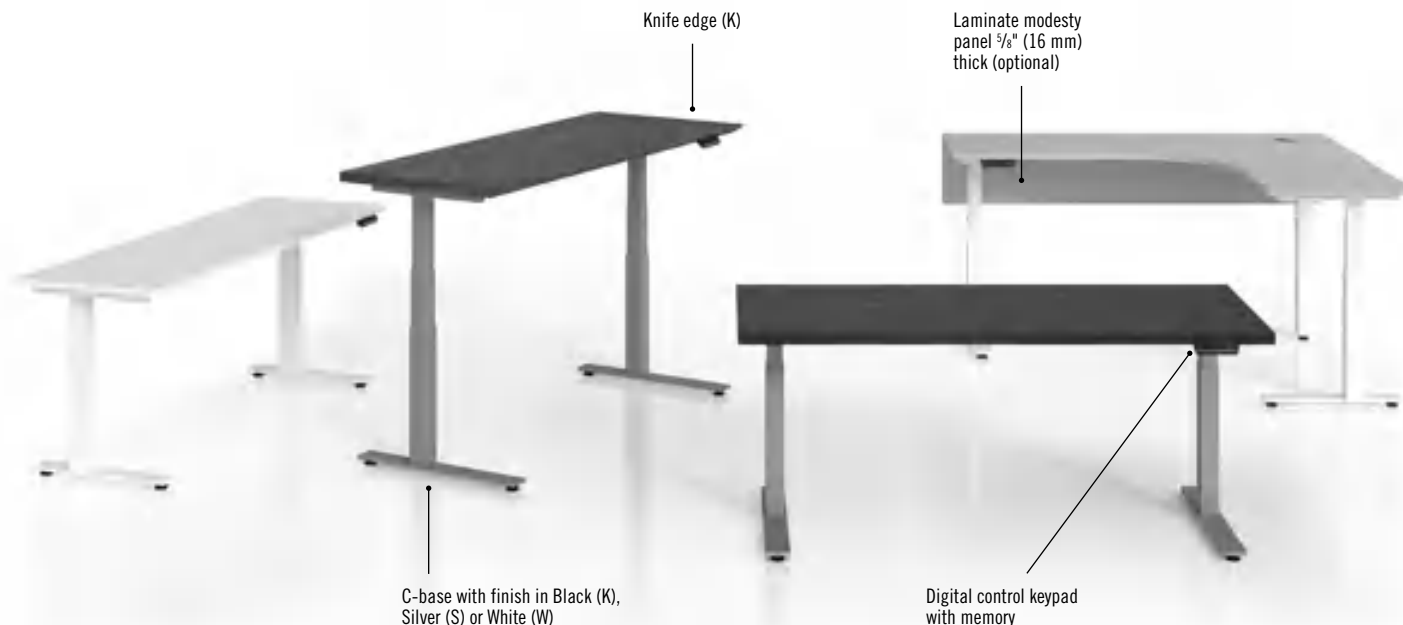
Height adjustment range



WORK SURFACE 1" (25 mm)	
Minimum position	24" H (607 mm)
Maximum position	49½" H (1257 mm)
WORK SURFACE 1½" (38 mm)	
Minimum position	24½" H (620 mm)
Maximum position	50" H (1270 mm)

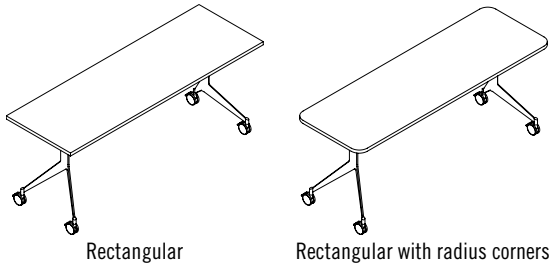


Digital control keypad with memory



MOBILE TRAINING TABLES – V-BASE


Tables



Technology integration

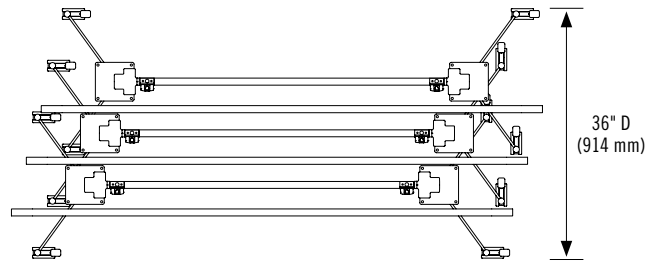


- Table with or without a mechanism to flip the work surface vertically.
- V-base with finish in Black (K), Silver (S) or White (W); semi-rigid casters with 3" (76 mm) dual wheels in matching color, with brake. Each caster has a capacity of 100 lb (45 kg).
- 7 widths: 48" to 84" (1200 to 2100 mm) in 6" (150 mm) increments.
- 2 depths: 24" and 30" (600 and 750 mm).
- Work surface 1" (25 mm) or 1½" (38 mm) thick with smooth edge (N).
- Edge in color matching (N) or contrasting (K, S, W) with finish of work surface.
- Work surfaces are pre-drilled to position LGC-UP4 connectors (optional).



Example of space required to store three tables:

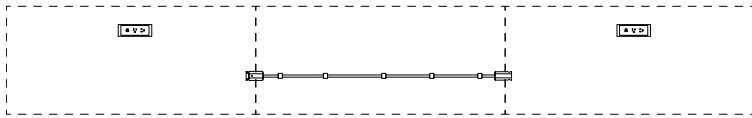

Each additional table adds 7¼" (184 mm) to the total length.



Technology integration

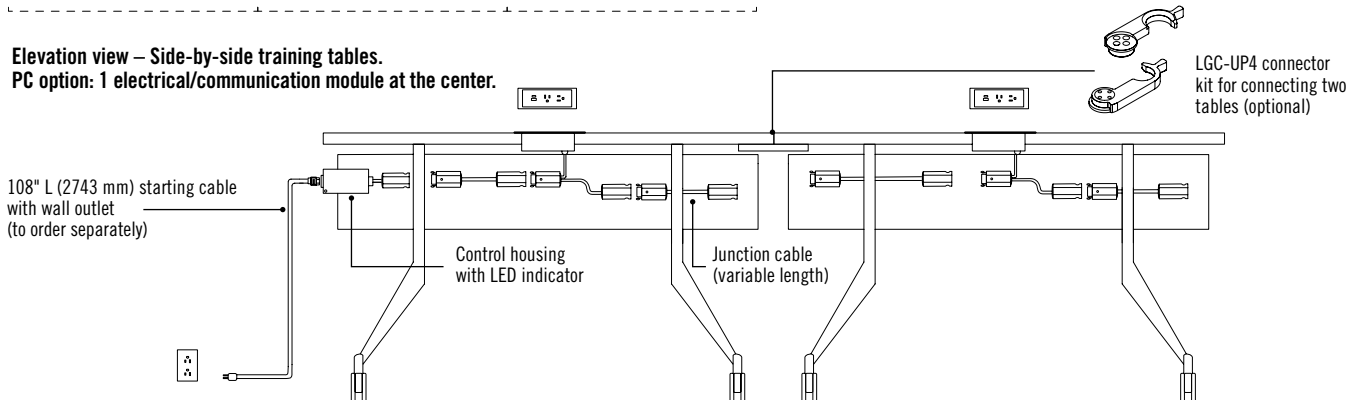
- Option of electrical/communication module at center of work surface (PC).
- Daisy chain interconnection system enables linkage of up to 8 electrical/communication modules with a single connection.
- Power feed with wall outlet.
- LED status indicator:
 - Green indicates the system is on and ready for use.
 - Red indicates too many modules are plugged in.
- Easy-to-install modular connections, easily reconfigurable.
- Meets the required specifications of the ETL and UL-962 standards for electrical product safety recognized by the United States and Canada.

LGC-DCJK junction cable kits (sold separately) make it possible to connect a table that has an electrical/communication module to a table that has no module.

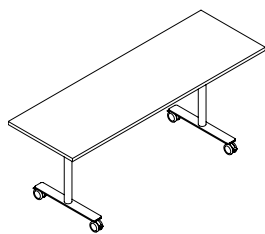


Elevation view – Side-by-side training tables.

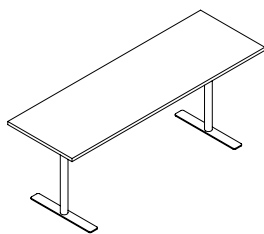
PC option: 1 electrical/communication module at the center.



TRAINING TABLES – T-BASE



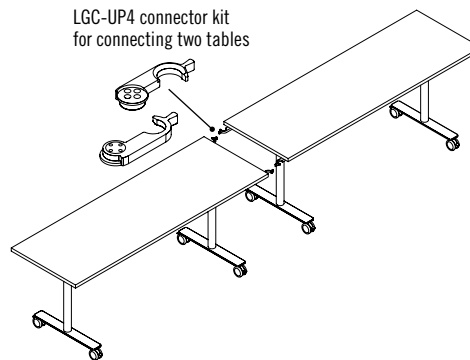
Mobile rectangular table



Fixed rectangular table

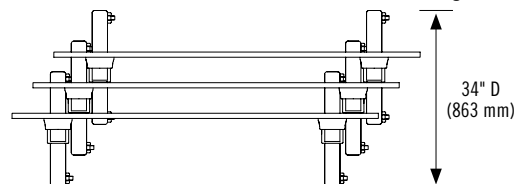
- Fixed or mobile table with or without a mechanism to flip the work surface vertically.
- T-base with finish in Black (K), Silver (S) or White (W).
- Semi-rigid casters with 3" (76 mm) dual wheels in matching color, with brake. Each caster has a capacity of 100 lb (45 kg) or leveler with 1/2" (12 mm) height adjustment.
- 5 widths: 48" to 72" (1200 to 1800 mm) in 6" (150 mm) increments.
- 2 depths: 24" and 30" (600 and 750 mm).
- Work surface 1" (25 mm) thick with smooth edge (N).
- Edge in color matching (N) or contrasting (K, W, S) with finish of work surface.
- Work surfaces are pre-drilled to position LGC-UP4 connectors (optional).

LGC-UP4 connector kit for connecting two tables

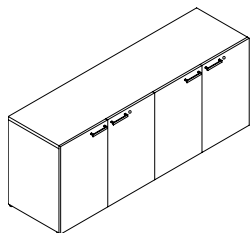


Example of space required to store three tables:

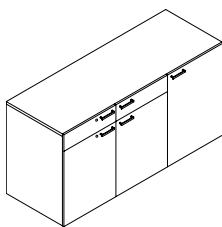
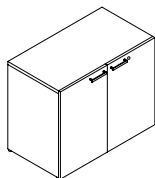
Each additional table adds 6" (150 mm) to the total length.



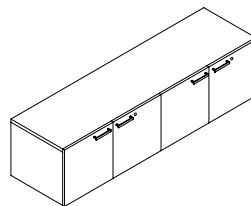
COMPLEMENTARY FURNITURE



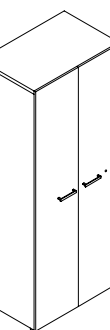
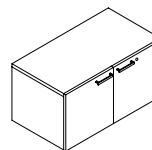
Bookcase credenzas



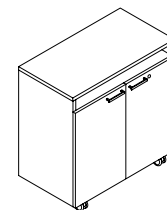
Credenza with space for compact refrigerator



Wall-mounted bookcases with doors



Cabinet

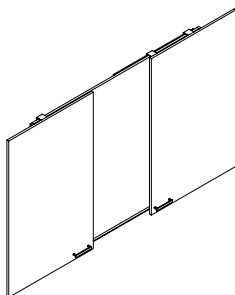


Serving cart

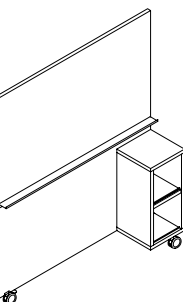
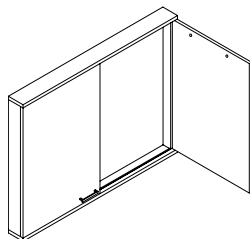
- Top and sides 1" (25 mm) thick and scratch-resistant (45 lb/ft³). Bookcase credenzas, wall-mounted hutches and mobile serving carts are also available with a laminate top, thus adding 1/16" (1.5 mm) in thickness to the top.
- Back, doors and faces in 5/8" (16 mm) thick laminate.
- Utility drawers with bumpers.
- Telescopic ball bearing slides 16" (406 mm) in full extension. Capacity 75 lb (34 kg) with soft close, unless otherwise indicated.
- 105° hinges with soft close.

- Levelers with 1 1/4" (32 mm) height adjustment.
- Key lock.
- Contemporary cast aluminum pull with finish in Black (K), Silver (S) or White (W).

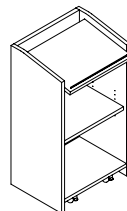
For multiple items of furniture with identical keys, please contact Customer Service.



Wall-mounted marker boards

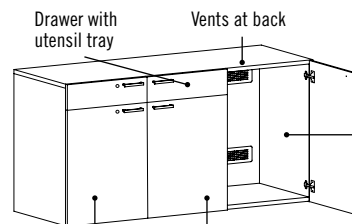


Mobile marker board



Lectern

Credenza with space for refrigerator



Storage space with 1 adjustable shelf

Sliding door with 2 garbage/recycling bins

Space 20 3/4" W x 21 3/16" D x 32" H (530 x 542 x 812 mm) to accept a compact refrigerator, with grommet

Note: This item is not available with soft-close mechanism on doors and drawers.

SPECIFICATIONS

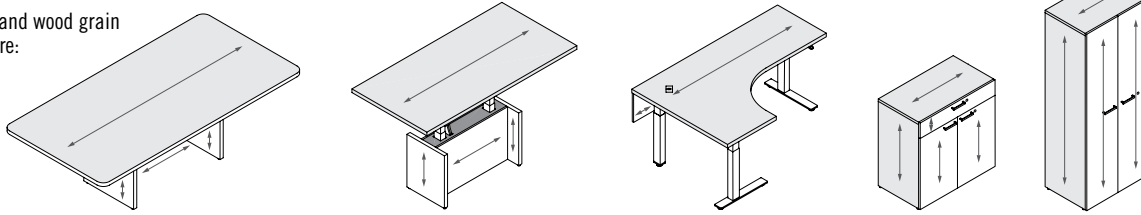
2-TONE APPLICATION AND WOOD GRAIN DIRECTION

2-tone laminate application: shaded area corresponds to first code to specify. The second laminate finish code to specify applies to the rest of the product. 2- or 3-section surfaces are available in one tone only. Wood grain is not continuous on 2- or 3-section surfaces.

Electric height adjustable tables: The first finish is applied to the top of the surface. The second finish is applied to the base or to the modesty panel.

Complementary furniture: The first finish specified is applied to the furniture's frame. The second finish is applied to the furniture's front.

2-tone application and wood grain direction on furniture:




SPECIFICATIONS OF OPTIONS AND FINISHES

EDGE BANDING



Smooth edge (N)
1" and 1½"
(25 and 38 mm)



Knife edge (K)
1½" (38 mm)

Color matching* (N) work surface finish or with contrasting accent in Black (K), Silver (S) or White (W).

HANDLE



Contemporary

Cast aluminum with finish in Black (K), Silver (S) or White (W).

ACCENT COLORS



K – Black



S – Silver



W – White

Accent colors apply to non-laminate components, such as handles, bases and casters.

*Refer to exceptions regarding knife edge on page 5.

CODIFICATION: TABLE SURFACES

Series	Thickness	Type of edgbanding	Edgbanding color	Options			Product
				Accent color	Dash		
T	1 Thermofused laminate surface 1" (25 mm)	N Smooth edge	N Matching edge	N No module	–		G1 Grommet (1) at the center
	2 High-pressure laminate surface 1" (25 mm)	K Knife edge	K Black edge	K Black			G2 Grommets (2)
	5 Thermofused laminate surface 1½" (38 mm)		S Silver edge	S Silver			G3 Grommets (3)
	6 High-pressure laminate surface 1½" (38 mm)		W White edge	W White			PC Electrical/communication module (1) at the center P2 Electrical/communication modules (2) P3 Electrical/communication modules (3) CPC Table center (1) at the center CPP Table center (1) and electrical/communication module (1) CPP2 Table center (1) and electrical/communication modules (2)

EXAMPLE OF A TABLE SURFACE: **T5NKK-RCR48180GPP2**

1½" (38 mm) thermofused laminate surface 5, smooth edge N, contrasting edge in Black K, accent in Black K. Rectangular surface with radius corners, 180" W x 48" D (4500 x 1200 mm). Table center option (1) and electrical/communication modules (2) **CPP2**.

CODING: TABLE BASES AND COMPLEMENTARY FURNITURE

Series	Thickness	Type of edgbanding	Edgbanding color	Options			Wood finish
				Accent color	Dash		
T	1 Thermofused laminate 1" (25 mm)	N Smooth edge	N Matching edge	N No accent	–		W20 Wood – Wild Cherry
	2 High-pressure laminate 1" (25 mm)			K Black S Silver W White			W21 Wood – Terra Cherry

EXAMPLE OF A TABLE BASE: **TNNW-VBTL228WWMW20**

Accent color for base is White W. Metal and wood Viva base with cable management. Wood accent in Wild Cherry finish **W20**.

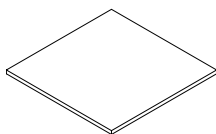
EXAMPLE OF COMPLEMENTARY FURNITURE: **T1NNS-B207236BA**

1" (25 mm) thermofused laminate top 1, smooth edge N, edge matches laminate N, Silver S handles. Bookcase credenza with doors, 72" W x 20" D x 36" H (1800 x 500 x 914 mm). Laminate doors with anodized aluminum frame A, Silver finish.

Approx. no. of seats W x D x H (in) Y (in) W x D x H (mm) Y (mm) Code (\$) With options: GC (\$) PC (\$)

1-SECTION SURFACES – 42" TO 60" W

Square surfaces



*Laminate surfaces 1" (25 mm) or 1 1/2" (38 mm) thick, 1 section. Option of grommet or electrical module. **Must be ordered separately: 2 leg kits.***

4	42 x 42 x 1		1050 x 1050 x 25		T1N	-SQ42	494	571	990
4	48 x 48 x 1		1200 x 1200 x 25		T1N	-SQ48	566	642	1,060
8	54 x 54 x 1		1350 x 1350 x 25		T1N	-SQ54	642	720	1,137
8	60 x 60 x 1		1500 x 1500 x 25		T1N	-SQ60	726	803	1,222

Surface 1. Smooth edge N. Specify matching (N) or contrasting (K, S, W) edge. Grommet/module option: specify no module (N) or an accent color (K, S, W) after the edge color and specify the type of grommet/module at the end of the product code.

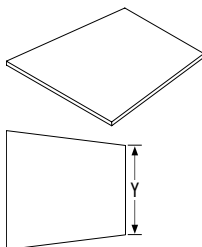
4	42 x 42 x 1 1/2		1050 x 1050 x 38		T5N	-SQ42	620	699	1,116
4	48 x 48 x 1 1/2		1200 x 1200 x 38		T5N	-SQ48	708	784	1,202
8	54 x 54 x 1 1/2		1350 x 1350 x 38		T5N	-SQ54	794	872	1,290
8	60 x 60 x 1 1/2		1500 x 1500 x 38		T5N	-SQ60	881	957	1,376

Surface 5. Smooth edge N. Specify matching (N) or contrasting (K, S, W) edge. Grommet/module option: specify no module (N) or an accent color (K, S, W) after the edge color and specify the type of grommet/module at the end of the product code.

4	42 x 42 x 1 1/2		1050 x 1050 x 38		T5K	-SQ42	774	851	1,269
4	48 x 48 x 1 1/2		1200 x 1200 x 38		T5K	-SQ48	895	971	1,389
8	54 x 54 x 1 1/2		1350 x 1350 x 38		T5K	-SQ54	1,011	1,088	1,507
8	60 x 60 x 1 1/2		1500 x 1500 x 38		T5K	-SQ60	1,131	1,208	1,625

Surface 5. Knife edge K. Specify matching (N) or contrasting (K, S, W) edge. Grommet/module option: specify no module (N) or an accent color (K, S, W) after the edge color and specify the type of grommet/module at the end of the product code.

A-shape surfaces



*Laminate surfaces 1" (25 mm) or 1 1/2" (38 mm) thick, 1 section. Option of grommet or electrical module. **Must be ordered separately: 2 leg kits.***

4	42 x 42 x 1	36	1050 x 1050 x 25	900	T1N	-A42	597	675	1,094
4	48 x 48 x 1	36	1200 x 1200 x 25	900	T1N	-A48	650	726	1,145
8	54 x 54 x 1	42	1350 x 1350 x 25	1050	T1N	-A54	720	797	1,215
8	60 x 60 x 1	48	1500 x 1500 x 25	1200	T1N	-A60	784	862	1,279

Surface 1. Smooth edge N. Specify matching (N) or contrasting (K, S, W) edge. Grommet/module option: specify no module (N) or an accent color (K, S, W) after the edge color and specify the type of grommet/module at the end of the product code.

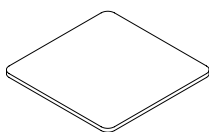
4	42 x 42 x 1 1/2	36	1050 x 1050 x 38	900	T5N	-A42	683	759	1,177
4	48 x 48 x 1 1/2	36	1200 x 1200 x 38	900	T5N	-A48	772	849	1,267
8	54 x 54 x 1 1/2	42	1350 x 1350 x 38	1050	T5N	-A54	862	939	1,356
8	60 x 60 x 1 1/2	48	1500 x 1500 x 38	1200	T5N	-A60	952	1,028	1,446

Surface 5. Smooth edge N. Specify matching (N) or contrasting (K, S, W) edge. Grommet/module option: specify no module (N) or an accent color (K, S, W) after the edge color and specify the type of grommet/module at the end of the product code.

4	42 x 42 x 1 1/2	36	1050 x 1050 x 38	900	T5K	-A42	853	931	1,348
4	48 x 48 x 1 1/2	36	1200 x 1200 x 38	900	T5K	-A48	1,007	1,084	1,502
8	54 x 54 x 1 1/2	42	1350 x 1350 x 38	1050	T5K	-A54	1,201	1,278	1,695
8	60 x 60 x 1 1/2	48	1500 x 1500 x 38	1200	T5K	-A60	1,197	1,273	1,691

Surface 5. Knife edge K. Specify matching (N) or contrasting (K, S, W) edge. Grommet/module option: specify no module (N) or an accent color (K, S, W) after the edge color and specify the type of grommet/module at the end of the product code.

Square surfaces with radius corners



*Laminate surfaces 1" (25 mm) or 1 1/2" (38 mm) thick, 1 section. Option of grommet or electrical module. **Must be ordered separately: 2 leg kits.***

4	42 x 42 x 1		1050 x 1050 x 25		T1N	-SQR42	597	675	1,094
4	48 x 48 x 1		1200 x 1200 x 25		T1N	-SQR48	650	726	1,145
8	54 x 54 x 1		1350 x 1350 x 25		T1N	-SQR54	720	797	1,215
8	60 x 60 x 1		1500 x 1500 x 25		T1N	-SQR60	784	862	1,279

Surface 1. Smooth edge N. Specify matching (N) or contrasting (K, S, W) edge. Grommet/module option: specify no module (N) or an accent color (K, S, W) after the edge color and specify the type of grommet/module at the end of the product code.

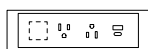
4	42 x 42 x 1 1/2		1050 x 1050 x 38		T5N	-SQR42	683	759	1,177
4	48 x 48 x 1 1/2		1200 x 1200 x 38		T5N	-SQR48	772	849	1,267
8	54 x 54 x 1 1/2		1350 x 1350 x 38		T5N	-SQR54	862	939	1,356
8	60 x 60 x 1 1/2		1500 x 1500 x 38		T5N	-SQR60	952	1,028	1,446

Surface 5. Smooth edge N. Specify matching (N) or contrasting (K, S, W) edge. Grommet/module option: specify no module (N) or an accent color (K, S, W) after the edge color and specify the type of grommet/module at the end of the product code.

TECHNOLOGY INTEGRATION



GC
Grommet

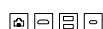


PC
Electrical/communication module

POSITIONING



GC, PC



Can accept a connector
(LGC-RJ45K, LGC-HDMI, LGC-USBC, etc.)

QUICKSHIP PROGRAM

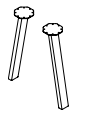
QUORUM MULTICONFERENCE

Approx. no. of seats	W x D x H (in)	Y (in)	W x D x H (mm)	Y (mm)	Code	(\$)	With options:	
							GC (\$)	PC (\$)
A-shape surfaces with radius corners								
<i>Laminate surfaces 1" (25 mm) or 1½" (38 mm) thick, 1 section. Option of grommet or electrical module. Must be ordered separately: 2 leg kits.</i>								
4	42 x 42 x 1	36	1050 x 1050 x 25	900	T1N__-AR42	597	675	1,094
4	48 x 48 x 1	36	1200 x 1200 x 25	900	T1N__-AR48	650	726	1,145
8	54 x 54 x 1	42	1350 x 1350 x 25	1050	T1N__-AR54	720	797	1,215
8	60 x 60 x 1	48	1500 x 1500 x 25	1200	T1N__-AR60	784	862	1,279
Surface 1. Smooth edge N. Specify matching (N) or contrasting (K, S, W) edge. Grommet/module option: specify no module (N) or an accent color (K, S, W) after the edge color and specify the type of grommet/module at the end of the product code.								
4	42 x 42 x 1½	36	1050 x 1050 x 38	900	T5N__-AR42	683	759	1,177
4	48 x 48 x 1½	36	1200 x 1200 x 38	900	T5N__-AR48	772	849	1,267
8	54 x 54 x 1½	42	1350 x 1350 x 38	1050	T5N__-AR54	862	939	1,356
8	60 x 60 x 1½	48	1500 x 1500 x 38	1200	T5N__-AR60	952	1,028	1,446
Surface 5. Smooth edge N. Specify matching (N) or contrasting (K, S, W) edge. Grommet/module option: specify no module (N) or an accent color (K, S, W) after the edge color and specify the type of grommet/module at the end of the product code.								

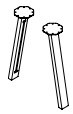
Boat surfaces								
<i>Laminate surfaces 1" (25 mm) or 1½" (38 mm) thick, 1 section. Option of grommet or electrical module. Must be ordered separately: 2 leg kits.</i>								
4	42 x 42 x 1	36	1050 x 1050 x 25	900	T1N__-B42	597	675	1,094
4	48 x 48 x 1	36	1200 x 1200 x 25	900	T1N__-B48	650	726	1,145
8	54 x 54 x 1	42	1350 x 1350 x 25	1050	T1N__-B54	720	797	1,215
8	60 x 60 x 1	48	1500 x 1500 x 25	1200	T1N__-B60	784	862	1,279
Surface 1. Smooth edge N. Specify matching (N) or contrasting (K, S, W) edge. Grommet/module option: specify no module (N) or an accent color (K, S, W) after the edge color and specify the type of grommet/module at the end of the product code.								
4	42 x 42 x 1½	36	1050 x 1050 x 38	900	T5N__-B42	683	759	1,177
4	48 x 48 x 1½	36	1200 x 1200 x 38	900	T5N__-B48	772	849	1,267
8	54 x 54 x 1½	42	1350 x 1350 x 38	1050	T5N__-B54	862	939	1,356
8	60 x 60 x 1½	48	1500 x 1500 x 38	1200	T5N__-B60	952	1,028	1,446
Surface 5. Smooth edge N. Specify matching (N) or contrasting (K, S, W) edge. Grommet/module option: specify no module (N) or an accent color (K, S, W) after the edge color and specify the type of grommet/module at the end of the product code.								

Round surfaces								
<i>Laminate surfaces 1" (25 mm) or 1½" (38 mm) thick, 1 section. Option of grommet or electrical module. Must be ordered separately: 2 leg kits.</i>								
4	42 x 42 x 1		1050 x 1050 x 25		T1N__-R42	611	688	1,106
4	48 x 48 x 1		1200 x 1200 x 25		T1N__-R48	677	755	1,173
6	54 x 54 x 1		1350 x 1350 x 25		T1N__-R54	743	820	1,238
6	60 x 60 x 1		1500 x 1500 x 25		T1N__-R60	811	887	1,305
Surface 1. Smooth edge N. Specify matching (N) or contrasting (K, S, W) edge. Grommet/module option: specify no module (N) or an accent color (K, S, W) after the edge color and specify the type of grommet/module at the end of the product code.								
4	42 x 42 x 1½		1050 x 1050 x 38		T5N__-R42	737	814	1,232
4	48 x 48 x 1½		1200 x 1200 x 38		T5N__-R48	826	902	1,320
6	54 x 54 x 1½		1350 x 1350 x 38		T5N__-R54	914	992	1,410
6	60 x 60 x 1½		1500 x 1500 x 38		T5N__-R60	1,003	1,080	1,497
Surface 5. Smooth edge N. Specify matching (N) or contrasting (K, S, W) edge. Grommet/module option: specify no module (N) or an accent color (K, S, W) after the edge color and specify the type of grommet/module at the end of the product code.								

	W x D x H (in)	W x D x H (mm)	Code	(\$)
LEGS AND ACCESSORIES FOR 1-SECTION SURFACES – 42" TO 60" W				
Metal angled legs – 29" H	<i>Kit of 2 steel legs. WM at the end of the code indicates that one leg will have a cavity for cable management.</i>			
	<i>Without cable management</i>			
	1½ x 3 x 28	38 x 76 x 711	TNNN_-ATL228	482
	Specify leg color (K, S, W).			
	<i>With cable management</i>			
	1½ x 3 x 28	38 x 76 x 711	TNNN_-ATL228WM	514
	Specify leg color (K, S, W).			

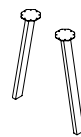


Without cable management

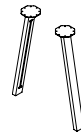


With cable management

	W x D x H (in)	W x D x H (mm)	Code	(\$)
Metal angled legs – 36" H	<i>Kit of 2 steel legs. WM at the end of the code indicates that one leg will have a cavity for cable management.</i>			
	<i>Without cable management</i>			
	1½ x 3 x 35	38 x 76 x 879	TNNN_-ATL235	622
	Specify leg color (K, S, W).			
	<i>With cable management</i>			
	1½ x 3 x 35	38 x 76 x 879	TNNN_-ATL235WM	663
	Specify leg color (K, S, W).			



Without cable management

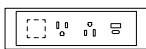


With cable management


TECHNOLOGY INTEGRATION



GC
Grommet



PC
Electrical/communication module



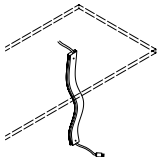
Can accept a connector (LGC-RJ45K, LGC-HDMI_, LGC-USBCK, etc.)

POSITIONING



GC, PC

Fabric vertical wire cover




W x D x H (in) W x D x H (mm) Code (\$)

Allows vertical cable management. Diameter of 2 1/2" (63 mm). With zipper. All United Chair® standard fabrics are applicable.

	Gr1	Gr2	Gr3	Gr4	Gr5	Gr6	Gr8				
2 1/2 x 2 1/2 x 52	63	63	1320	DVW48	103	108	119	125	138	152	165

Specify the fabric code at the end of the product code.

Cable management fasteners



W x D x H (in) W x D x H (mm) Code (\$)

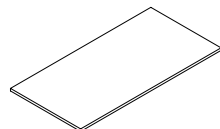
Install beneath work surfaces. Make it possible to pinch cables beneath the work surface for cable management. Grey. Pack of 5.

5 1/2 x 1 1/2 x 1	140	x 40	x 25	LGC-WMC05		119
-------------------	-----	------	------	------------------	--	-----

Approx. no. of seats	W x D x H (in)	Y (in)	W x D x H (mm)	Y (mm)	Code	(\$)	With options:				
							GC (\$)	G2 (\$)	PC (\$)	P2 (\$)	CPC (\$)

1-SECTION SURFACES – 72" TO 96" W

Rectangular surfaces



Note: 36" D (900 mm) surfaces cannot accept LB__ or UCB__ bases.

Laminate surface 1 1/2" (38 mm) thick, 1 section. Channel for cable management included with option of grommet(s), electrical module(s) or table center. Must be ordered separately: 2 leg kits or 2 bases.

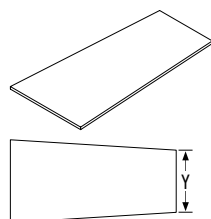
6	72	x 36	x 1 1/2	1800	x 900	x 38	T5N	-RC3672	823	1,266	–	1,772	–	–	–
8	84	x 36	x 1 1/2	2100	x 900	x 38	T5N	-RC3684	906	1,376	1,453	1,890	3,413	–	–
8	96	x 36	x 1 1/2	2400	x 900	x 38	T5N	-RC3696	1,013	1,484	1,561	1,998	3,528	–	–
6	72	x 42	x 1 1/2	1800	x 1050	x 38	T5N	-RC4272	946	1,389	–	1,896	–	2,320	–
8	84	x 42	x 1 1/2	2100	x 1050	x 38	T5N	-RC4284	1,084	1,553	1,631	2,067	3,592	2,493	–
8	96	x 42	x 1 1/2	2400	x 1050	x 38	T5N	-RC4296	1,233	1,702	1,780	2,216	3,746	2,642	4,723
6	72	x 48	x 1 1/2	1800	x 1200	x 38	T5N	-RC4872	993	1,436	–	1,944	–	2,368	–
8	84	x 48	x 1 1/2	2100	x 1200	x 38	T5N	-RC4884	1,131	1,600	1,678	2,114	3,639	2,540	–
8	96	x 48	x 1 1/2	2400	x 1200	x 38	T5N	-RC4896	1,278	1,747	1,825	2,261	3,791	2,685	4,768
6	72	x 54	x 1 1/2	1800	x 1350	x 38	T5N	-RC5472	1,164	1,608	–	2,114	–	2,540	–
8	84	x 54	x 1 1/2	2100	x 1350	x 38	T5N	-RC5484	1,312	1,781	1,857	2,295	3,819	2,719	–
8	96	x 54	x 1 1/2	2400	x 1350	x 38	T5N	-RC5496	1,448	1,919	1,996	2,433	3,962	2,857	4,940

Surface 5. Smooth edge N. Specify matching (N) or contrasting (K, S, W) edge. Grommet/module option: specify no module (N) or an accent color (K, S, W) after the edge color and specify the type of grommet/module at the end of the product code.

6	72	x 36	x 1 1/2	1800	x 900	x 38	T5K	-RC3672	1,026	1,469	–	1,978	–	–	–
8	84	x 36	x 1 1/2	2100	x 900	x 38	T5K	-RC3684	1,133	1,602	1,680	2,117	3,641	–	–
8	96	x 36	x 1 1/2	2400	x 900	x 38	T5K	-RC3696	1,269	1,738	1,816	2,253	3,781	–	–
6	72	x 42	x 1 1/2	1800	x 1050	x 38	T5K	-RC4272	1,181	1,624	–	2,133	–	2,556	–
8	84	x 42	x 1 1/2	2100	x 1050	x 38	T5K	-RC4284	1,357	1,827	1,904	2,342	3,864	2,766	–
8	96	x 42	x 1 1/2	2400	x 1050	x 38	T5K	-RC4296	1,541	2,010	2,087	2,525	4,056	2,949	5,033
6	72	x 48	x 1 1/2	1800	x 1200	x 38	T5K	-RC4872	1,239	1,682	–	2,190	–	2,615	–
8	84	x 48	x 1 1/2	2100	x 1200	x 38	T5K	-RC4884	1,413	1,882	1,959	2,397	3,919	2,821	–
8	96	x 48	x 1 1/2	2400	x 1200	x 38	T5K	-RC4896	1,597	2,066	2,144	2,580	4,112	3,006	5,088
6	72	x 54	x 1 1/2	1800	x 1350	x 38	T5K	-RC5472	1,455	1,900	–	2,406	–	2,831	–
8	84	x 54	x 1 1/2	2100	x 1350	x 38	T5K	-RC5484	1,640	2,108	2,185	2,622	4,146	3,046	–
8	96	x 54	x 1 1/2	2400	x 1350	x 38	T5K	-RC5496	1,809	2,280	2,356	2,794	4,324	3,217	5,300

Surface 5. Knife edge K. Specify matching (N) or contrasting (K, S, W) edge. Grommet/module option: specify no module (N) or an accent color (K, S, W) after the edge color and specify the type of grommet/module at the end of the product code.

A-shape surfaces



Note: 36" D (900 mm) surfaces cannot accept LB__ or UCB__ bases.

Laminate surface 1 1/2" (38 mm) thick, 1 section. Channel for cable management included with option of grommet(s), electrical module(s) or table center. Must be ordered separately: 2 leg kits or 2 bases.

6	72	x 36	x 1 1/2	30	1800	x 900	x 38	750	T5N	-A3672	936	1,380	–	1,888	–	–	–
8	84	x 36	x 1 1/2	30	2100	x 900	x 38	750	T5N	-A3684	1,030	1,500	1,576	2,014	3,539	–	–
8	96	x 36	x 1 1/2	30	2400	x 900	x 38	750	T5N	-A3696	1,137	1,608	1,685	2,122	3,651	–	–
6	72	x 42	x 1 1/2	36	1800	x 1050	x 38	900	T5N	-A4272	1,076	1,519	–	2,028	–	2,451	–
8	84	x 42	x 1 1/2	36	2100	x 1050	x 38	900	T5N	-A4284	1,239	1,709	1,785	2,223	3,746	2,647	–
8	96	x 42	x 1 1/2	36	2400	x 1050	x 38	900	T5N	-A4296	1,396	1,866	1,943	2,380	3,909	2,805	4,887
6	72	x 48	x 1 1/2	36	1800	x 1200	x 38	900	T5N	-A4872	1,094	1,537	–	2,045	–	2,469	–
8	84	x 48	x 1 1/2	36	2100	x 1200	x 38	900	T5N	-A4884	1,256	1,725	1,803	2,239	3,763	2,665	–
8	96	x 48	x 1 1/2	36	2400	x 1200	x 38	900	T5N	-A4896	1,411	1,879	1,957	2,393	3,924	2,819	4,900
6	72	x 54	x 1 1/2	42	1800	x 1350	x 38	1050	T5N	-A5472	1,233	1,676	–	2,184	–	2,609	–
8	84	x 54	x 1 1/2	42	2100	x 1350	x 38	1050	T5N	-A5484	1,371	1,840	1,916	2,354	3,877	2,777	–
8	96	x 54	x 1 1/2	42	2400	x 1350	x 38	1050	T5N	-A5496	1,517	1,985	2,063	2,499	4,031	2,925	5,009

Surface 5. Smooth edge N. Specify matching (N) or contrasting (K, S, W) edge. Grommet/module option: specify no module (N) or an accent color (K, S, W) after the edge color and specify the type of grommet/module at the end of the product code.

6	72	x 36	x 1 1/2	30	1800	x 900	x 38	750	T5K	-A3672	1,173	1,617	–	2,124	–	–	–
8	84	x 36	x 1 1/2	30	2100	x 900	x 38	750	T5K	-A3684	1,290	1,759	1,835	2,273	3,797	–	–
8	96	x 36	x 1 1/2	30	2400	x 900	x 38	750	T5K	-A3696	1,423	1,892	1,969	2,406	3,937	–	–
6	72	x 42	x 1 1/2	36	1800	x 1050	x 38	900	T5K	-A4272	1,443	1,886	–	2,393	–	2,819	–
8	84	x 42	x 1 1/2	36	2100	x 1050	x 38	900	T5K	-A4284	1,549	2,018	2,097	2,532	4,057	2,957	–
8	96	x 42	x 1 1/2	36	2400	x 1050	x 38	900	T5K	-A4296	1,746	2,214	2,293	2,728	4,259	3,155	5,236
6	72	x 48	x 1 1/2	36	1800	x 1200	x 38	900	T5K	-A4872	1,365	1,808	–	2,317	–	2,741	–
8	84	x 48	x 1 1/2	36	2100	x 1200	x 38	900	T5K	-A4884	1,570	2,038	2,115	2,552	4,078	2,978	–
8	96	x 48	x 1 1/2	36	2400	x 1200	x 38	900	T5K	-A4896	1,763	2,231	2,309	2,746	4,276	3,169	5,253

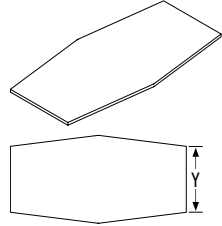
QUORUM MULTICONFERENCE

Approx. no. of seats	W x D x H (in)	Y (in)	W x D x H (mm)	Y (mm)	Code	(\$)	With options:					
							GC (\$)	G2 (\$)	PC (\$)	P2 (\$)	CPC (\$)	CPP2 (\$)
A-shape surfaces (cont'd)												
6	72 x 54 x 1½	42	1800 x 1350 x 38	1050	T5K_-A5472	1,541	1,984	-	2,493	-	2,916	-
8	84 x 54 x 1½	42	2100 x 1350 x 38	1050	T5K_-A5484	1,713	2,181	2,259	2,696	4,219	3,120	-
8	96 x 54 x 1½	42	2400 x 1350 x 38	1050	T5K_-A5496	1,898	2,367	2,444	2,881	4,411	3,306	5,388

Surface 5. Knife edge K. Specify matching (N) or contrasting (K, S, W) edge. Grommet/module option: specify no module (N) or an accent color (K, S, W) after the edge color and specify the type of grommet/module at the end of the product code.

Diamond surfaces

Laminate surface 1½" (38 mm) thick, 1 section. Channel for cable management included with option of grommet(s), electrical module(s) or table center.
Must be ordered separately: 2 leg kits or 2 bases.



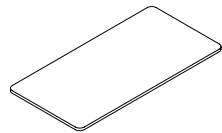
Note: 36" D (900 mm) surfaces cannot accept LB__ or UCB__ bases.

6	72 x 36 x 1½	30	1800 x 900 x 38	750	T5N_-D3672	936	1,380	-	1,888	-	-	-
8	84 x 36 x 1½	30	2100 x 900 x 38	750	T5N_-D3684	1,030	1,500	1,576	2,014	3,539	-	-
8	96 x 36 x 1½	30	2400 x 900 x 38	750	T5N_-D3696	1,137	1,608	1,685	2,122	3,651	-	-
6	72 x 42 x 1½	36	1800 x 1050 x 38	900	T5N_-D4272	1,076	1,519	-	2,028	-	2,451	-
8	84 x 42 x 1½	36	2100 x 1050 x 38	900	T5N_-D4284	1,239	1,709	1,785	2,223	3,746	2,647	-
8	96 x 42 x 1½	36	2400 x 1050 x 38	900	T5N_-D4296	1,396	1,866	1,943	2,380	3,909	2,805	4,887
6	72 x 48 x 1½	36	1800 x 1200 x 38	900	T5N_-D4872	1,094	1,537	-	2,045	-	2,469	-
8	84 x 48 x 1½	36	2100 x 1200 x 38	900	T5N_-D4884	1,256	1,725	1,803	2,239	3,763	2,665	-
8	96 x 48 x 1½	36	2400 x 1200 x 38	900	T5N_-D4896	1,411	1,879	1,957	2,393	3,924	2,819	4,900
6	72 x 54 x 1½	42	1800 x 1350 x 38	1050	T5N_-D5472	1,233	1,676	-	2,184	-	2,609	-
8	84 x 54 x 1½	42	2100 x 1350 x 38	1050	T5N_-D5484	1,371	1,840	1,916	2,354	3,877	2,777	-
8	96 x 54 x 1½	42	2400 x 1350 x 38	1050	T5N_-D5496	1,517	1,985	2,063	2,499	4,031	2,925	5,009

Surface 5. Smooth edge N. Specify matching (N) or contrasting (K, S, W) edge. Grommet/module option: specify no module (N) or an accent color (K, S, W) after the edge color and specify the type of grommet/module at the end of the product code.

Rectangular surfaces with radius corners

Laminate surface 1½" (38 mm) thick, 1 section. Channel for cable management included with option of grommet(s), electrical module(s) or table center.
Must be ordered separately: 2 leg kits or 2 bases.



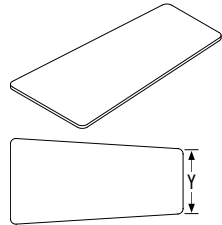
Note: 36" D (900 mm) surfaces cannot accept LB__ or UCB__ bases.

6	72 x 36 x 1½		1800 x 900 x 38		T5N_-RCR3672	936	1,380	-	1,888	-	-	-
8	84 x 36 x 1½		2100 x 900 x 38		T5N_-RCR3684	1,030	1,500	1,576	2,014	3,539	-	-
8	96 x 36 x 1½		2400 x 900 x 38		T5N_-RCR3696	1,137	1,608	1,685	2,122	3,651	-	-
6	72 x 42 x 1½		1800 x 1050 x 38		T5N_-RCR4272	1,076	1,519	-	2,028	-	2,451	-
8	84 x 42 x 1½		2100 x 1050 x 38		T5N_-RCR4284	1,239	1,709	1,785	2,223	3,746	2,647	-
8	96 x 42 x 1½		2400 x 1050 x 38		T5N_-RCR4296	1,396	1,866	1,943	2,380	3,909	2,805	4,887
6	72 x 48 x 1½		1800 x 1200 x 38		T5N_-RCR4872	1,094	1,537	-	2,045	-	2,469	-
8	84 x 48 x 1½		2100 x 1200 x 38		T5N_-RCR4884	1,256	1,725	1,803	2,239	3,763	2,665	-
8	96 x 48 x 1½		2400 x 1200 x 38		T5N_-RCR4896	1,411	1,879	1,957	2,393	3,924	2,819	4,900
6	72 x 54 x 1½		1800 x 1350 x 38		T5N_-RCR5472	1,233	1,676	-	2,184	-	2,609	-
8	84 x 54 x 1½		2100 x 1350 x 38		T5N_-RCR5484	1,371	1,840	1,916	2,354	3,877	2,777	-
8	96 x 54 x 1½		2400 x 1350 x 38		T5N_-RCR5496	1,517	1,985	2,063	2,499	4,031	2,925	5,009

Surface 5. Smooth edge N. Specify matching (N) or contrasting (K, S, W) edge. Grommet/module option: specify no module (N) or an accent color (K, S, W) after the edge color and specify the type of grommet/module at the end of the product code.

A-shape surfaces with radius corners

Laminate surface 1½" (38 mm) thick, 1 section. Channel for cable management included with option of grommet(s), electrical module(s) or table center.
Must be ordered separately: 2 leg kits or 2 bases.



Note: 36" D (900 mm) surfaces cannot accept LB__ or UCB__ bases.

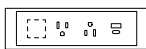
6	72 x 36 x 1½	30	1800 x 900 x 38	750	T5N_-AR3672	936	1,380	-	1,888	-	-	-
8	84 x 36 x 1½	30	2100 x 900 x 38	750	T5N_-AR3684	1,030	1,500	1,576	2,014	3,539	-	-
8	96 x 36 x 1½	30	2400 x 900 x 38	750	T5N_-AR3696	1,137	1,608	1,685	2,122	3,651	-	-
6	72 x 42 x 1½	36	1800 x 1050 x 38	900	T5N_-AR4272	1,076	1,519	-	2,028	-	2,451	-
8	84 x 42 x 1½	36	2100 x 1050 x 38	900	T5N_-AR4284	1,239	1,709	1,785	2,223	3,746	2,647	-
8	96 x 42 x 1½	36	2400 x 1050 x 38	900	T5N_-AR4296	1,396	1,866	1,943	2,380	3,909	2,805	4,887
6	72 x 48 x 1½	36	1800 x 1200 x 38	900	T5N_-AR4872	1,094	1,537	-	2,045	-	2,469	-
8	84 x 48 x 1½	36	2100 x 1200 x 38	900	T5N_-AR4884	1,256	1,725	1,803	2,239	3,763	2,665	-
8	96 x 48 x 1½	36	2400 x 1200 x 38	900	T5N_-AR4896	1,411	1,879	1,957	2,393	3,924	2,819	4,900
6	72 x 54 x 1½	42	1800 x 1350 x 38	1050	T5N_-AR5472	1,233	1,676	-	2,184	-	2,609	-
8	84 x 54 x 1½	42	2100 x 1350 x 38	1050	T5N_-AR5484	1,371	1,840	1,916	2,354	3,877	2,777	-
8	96 x 54 x 1½	42	2400 x 1350 x 38	1050	T5N_-AR5496	1,517	1,985	2,063	2,499	4,031	2,925	5,009

Surface 5. Smooth edge N. Specify matching (N) or contrasting (K, S, W) edge. Grommet/module option: specify no module (N) or an accent color (K, S, W) after the edge color and specify the type of grommet/module at the end of the product code.


TECHNOLOGY INTEGRATION



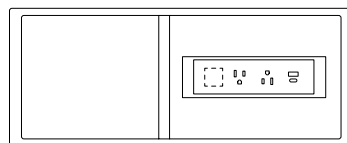
GC, G2
Grommet(s)



PC, P2
Electrical/communication module(s)




Can accept a connector
(LGC-RJ45K, LGC-HDMI_, LGC-USBC, etc.)

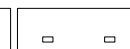


CPC, CPP2
Table center with electrical/communication module(s)

POSITIONING



GC, PC, CPC



G2, P2



CPP2

Approx. no. of seats	W x D x H (in)	Y (in)	W x D x H (mm)	Y (mm)	Code	(\$)	With options:					
							GC (\$)	G2 (\$)	PC (\$)	P2 (\$)	CPC (\$)	CPP2 (\$)
Diamond surfaces with radius corners												
<i>Laminate surface 1 1/2" (38 mm) thick, 1 section. Channel for cable management included with option of grommet(s), electrical module(s) or table center.</i>												
Must be ordered separately: 2 leg kits or 2 bases.												
6	72 x 36 x 1 1/2	30	1800 x 900 x 38	750	T5N --DR3672	936	1,380	—	1,888	—	—	—
8	84 x 36 x 1 1/2	30	2100 x 900 x 38	750	T5N --DR3684	1,030	1,500	1,576	2,014	3,539	—	—
8	96 x 36 x 1 1/2	30	2400 x 900 x 38	750	T5N --DR3696	1,137	1,608	1,685	2,122	3,651	—	—
6	72 x 42 x 1 1/2	36	1800 x 1050 x 38	900	T5N --DR4272	1,076	1,519	—	2,028	—	2,451	—
8	84 x 42 x 1 1/2	36	2100 x 1050 x 38	900	T5N --DR4284	1,239	1,709	1,785	2,223	3,746	2,647	—
8	96 x 42 x 1 1/2	36	2400 x 1050 x 38	900	T5N --DR4296	1,396	1,866	1,943	2,380	3,909	2,805	4,887
6	72 x 48 x 1 1/2	36	1800 x 1200 x 38	900	T5N --DR4872	1,094	1,537	—	2,045	—	2,469	—
8	84 x 48 x 1 1/2	36	2100 x 1200 x 38	900	T5N --DR4884	1,256	1,725	1,803	2,239	3,763	2,665	—
8	96 x 48 x 1 1/2	36	2400 x 1200 x 38	900	T5N --DR4896	1,411	1,879	1,957	2,393	3,924	2,819	4,900
6	72 x 54 x 1 1/2	42	1800 x 1350 x 38	1050	T5N --DR5472	1,233	1,676	—	2,184	—	2,609	—
8	84 x 54 x 1 1/2	42	2100 x 1350 x 38	1050	T5N --DR5484	1,371	1,840	1,916	2,354	3,877	2,777	—
8	96 x 54 x 1 1/2	42	2400 x 1350 x 38	1050	T5N --DR5496	1,517	1,985	2,063	2,499	4,031	2,925	5,009

Note: 36" D (900 mm) surfaces cannot accept LB__ or UCB__ bases.

Surface 5. Smooth edge N. Specify matching (N) or contrasting (K, S, W) edge. Grommet/module option: specify no module (N) or an accent color (K, S, W) after the edge color and specify the type of grommet/module at the end of the product code.

Boat surfaces												
<i>Laminate surface 1 1/2" (38 mm) thick, 1 section. Channel for cable management included with option of grommet(s), electrical module(s) or table center.</i>												
Must be ordered separately: 2 leg kits or 2 bases.												
6	72 x 36 x 1 1/2	30	1800 x 900 x 38	750	T5N --B3672	936	1,380	—	1,888	—	—	—
8	84 x 36 x 1 1/2	30	2100 x 900 x 38	750	T5N --B3684	1,030	1,500	1,576	2,014	3,539	—	—
8	96 x 36 x 1 1/2	30	2400 x 900 x 38	750	T5N --B3696	1,137	1,608	1,685	2,122	3,651	—	—
6	72 x 42 x 1 1/2	36	1800 x 1050 x 38	900	T5N --B4272	1,076	1,519	—	2,028	—	2,451	—
8	84 x 42 x 1 1/2	36	2100 x 1050 x 38	900	T5N --B4284	1,239	1,709	1,785	2,223	3,746	2,647	—
8	96 x 42 x 1 1/2	36	2400 x 1050 x 38	900	T5N --B4296	1,396	1,866	1,943	2,380	3,909	2,805	4,887
6	72 x 48 x 1 1/2	36	1800 x 1200 x 38	900	T5N --B4872	1,094	1,537	—	2,045	—	2,469	—
8	84 x 48 x 1 1/2	36	2100 x 1200 x 38	900	T5N --B4884	1,256	1,725	1,803	2,239	3,763	2,665	—
8	96 x 48 x 1 1/2	36	2400 x 1200 x 38	900	T5N --B4896	1,411	1,879	1,957	2,393	3,924	2,819	4,900
6	72 x 54 x 1 1/2	42	1800 x 1350 x 38	1050	T5N --B5472	1,233	1,676	—	2,184	—	2,609	—
8	84 x 54 x 1 1/2	42	2100 x 1350 x 38	1050	T5N --B5484	1,371	1,840	1,916	2,354	3,877	2,777	—
8	96 x 54 x 1 1/2	42	2400 x 1350 x 38	1050	T5N --B5496	1,517	1,985	2,063	2,499	4,031	2,925	5,009

Note: 36" D (900 mm) surfaces cannot accept LB__ or UCB__ bases.

Surface 5. Smooth edge N. Specify matching (N) or contrasting (K, S, W) edge. Grommet/module option: specify no module (N) or an accent color (K, S, W) after the edge color and specify the type of grommet/module at the end of the product code.

Racetrack surfaces												
<i>Laminate surface 1 1/2" (38 mm) thick, 1 section. Channel for cable management included with option of grommet(s), electrical module(s) or table center.</i>												
Must be ordered separately: 2 leg kits or 2 bases.												
8	72 x 36 x 1 1/2		1800 x 900 x 38		T5N --RT3672	982	1,425	—	1,933	—	—	—
10	84 x 36 x 1 1/2		2100 x 900 x 38		T5N --RT3684	1,076	1,545	1,622	2,060	3,582	—	—
10	96 x 36 x 1 1/2		2400 x 900 x 38		T5N --RT3696	1,155	1,624	1,702	2,138	3,670	—	—
8	72 x 42 x 1 1/2		1800 x 1050 x 38		T5N --RT4272	1,071	1,514	—	2,021	—	2,445	—
10	84 x 42 x 1 1/2		2100 x 1050 x 38		T5N --RT4284	1,215	1,685	1,762	2,200	3,722	2,622	—
10	96 x 42 x 1 1/2		2400 x 1050 x 38		T5N --RT4296	1,348	1,818	1,895	2,332	3,862	2,756	4,839
8	72 x 48 x 1 1/2		1800 x 1200 x 38		T5N --RT4872	1,215	1,659	—	2,166	—	2,591	—
10	84 x 48 x 1 1/2		2100 x 1200 x 38		T5N --RT4884	1,348	1,818	1,895	2,332	3,855	2,756	—
10	96 x 48 x 1 1/2		2400 x 1200 x 38		T5N --RT4896	1,497	1,967	2,045	2,481	4,011	2,905	4,988
8	72 x 54 x 1 1/2		1800 x 1350 x 38		T5N --RT5472	1,318	1,762	—	2,269	—	2,693	—
10	84 x 54 x 1 1/2		2100 x 1350 x 38		T5N --RT5484	1,460	1,928	2,006	2,443	3,965	2,867	—
10	96 x 54 x 1 1/2		2400 x 1350 x 38		T5N --RT5496	1,605	2,074	2,152	2,589	4,117	3,011	5,094

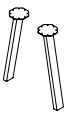
Note: 36" D (900 mm) surfaces cannot accept LB__ or UCB__ bases.

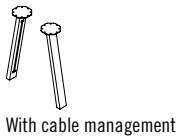
Surface 5. Smooth edge N. Specify matching (N) or contrasting (K, S, W) edge. Grommet/module option: specify no module (N) or an accent color (K, S, W) after the edge color and specify the type of grommet/module at the end of the product code.

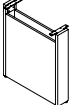
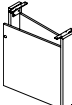
Oval surfaces												
<i>Laminate surface 1 1/2" (38 mm) thick, 1 section. Channel for cable management included with option of grommet(s), electrical module(s) or table center.</i>												
Must be ordered separately: 2 leg kits or 2 bases.												
6	72 x 42 x 1 1/2		1800 x 1050 x 38		T5N --O4272	982	1,425	—	1,933	—	2,357	—
8	84 x 42 x 1 1/2		2100 x 1050 x 38		T5N --O4284	1,076	1,545	1,622	2,060	3,582	2,484	—
10	96 x 42 x 1 1/2		2400 x 1050 x 38		T5N --O4296	1,155	1,624	1,702	2,138	3,670	2,564	4,647
6	72 x 48 x 1 1/2		1800 x 1200 x 38		T5N --O4872	1,071	1,514	—	2,021	—	2,445	—
8	84 x 48 x 1 1/2		2100 x 1200 x 38		T5N --O4884	1,215	1,685	1,762	2,200	3,722	2,622	—
10	96 x 48 x 1 1/2		2400 x 1200 x 38		T5N --O4896	1,348	1,818	1,895	2,332	3,862	2,756	4,839
8	72 x 54 x 1 1/2		1800 x 1350 x 38		T5N --O5472	1,215	1,659	—	2,166	—	2,591	—
10	84 x 54 x 1 1/2		2100 x 1350 x 38		T5N --O5484	1,348	1,818	1,895	2,332	3,855	2,756	—
12	96 x 54 x 1 1/2		2400 x 1350 x 38		T5N --O5496	1,497	1,967	2,045	2,481	4,011	2,905	4,988

Surface 5. Smooth edge N. Specify matching (N) or contrasting (K, S, W) edge. Grommet/module option: specify no module (N) or an accent color (K, S, W) after the edge color and specify the type of grommet/module at the end of the product code.

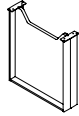
LEGS, BASES AND ACCESSORIES FOR 1-SECTION SURFACES – 72" TO 96" W

	W x D x H (in)	W x D x H (mm)	Code	(\$)
Metal angled legs	<i>Kit of 2 steel legs. WM at the end of the code indicates that one leg will have a cavity for cable management.</i>			
	<i>Without cable management</i>			
	1 1/2 x 3 x 28	38 x 76 x 711	TNNN_-ATL228	482
	Specify leg color (K, S, W).			
	<i>With cable management</i>			
	1 1/2 x 3 x 28	38 x 76 x 711	TNNN_-ATL228WM	514
	Specify leg color (K, S, W).			

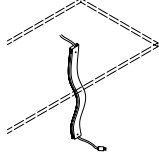



	W x D x H (in)	W x D x H (mm)	Code	(\$)
Thermofused laminate bases	<i>Base accommodates cables that plug into a floor outlet. WM at the end of the code indicates a base with 110° hinges and a storage compartment with lock.</i>			
	<i>For 42" D (1050 mm) surfaces, without cable access</i>			
	20 x 4 3/4 x 28	518 x 120 x 711	TNNNN-LB0520	637
	20 x 9 x 28	518 x 225 x 711	TNNNN-LB0920	703
	<i>For 42" D (1050 mm) surfaces, with cable access</i>			
	20 x 4 3/4 x 28	518 x 120 x 711	TNNNN-LB0520WM	765
	20 x 9 x 28	518 x 225 x 711	TNNNN-LB0920WM	883
	<i>For 48" and 54" D (1200 and 1350 mm) surfaces, without cable access</i>			
	24 x 4 3/4 x 28	618 x 120 x 711	TNNNN-LB0524	668
	24 x 9 x 28	618 x 225 x 711	TNNNN-LB0924	737
	<i>For 48" and 54" D (1200 and 1350 mm) surfaces, with cable access</i>			
	24 x 4 3/4 x 28	618 x 120 x 711	TNNNN-LB0524WM	797
	24 x 9 x 28	618 x 225 x 711	TNNNN-LB0924WM	936

Note: 36" D (900 mm) surfaces and the RT5484 and RT5496 cannot accept LB__ bases.

	W x D x H (in)	W x D x H (mm)	Code	(\$)
U-shape combined bases	<i>Laminate base with aluminum contours.</i>			
	<i>For 42" D (1050 mm) surfaces</i>			
	20 x 6 x 28	530 x 150 x 711	TNNN_-UCB20	683
	Specify accent color (K, S, W).			
	<i>For 48" and 54" D (1200 and 1350 mm) surfaces</i>			
	24 x 6 x 28	630 x 150 x 711	TNNN_-UCB24	703
	Specify accent color (K, S, W).			

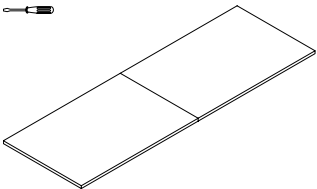
Note: 36" D (900 mm) surfaces and the RT5484 and RT5496 cannot accept UCB__ bases.

	W x D x H (in)	W x D x H (mm)	Code	Gr1	Gr2	Gr3	Gr4	Gr5	Gr6	Gr8
Fabric vertical wire cover	<i>Allows vertical cable management. Diameter of 2 1/2" (63 mm). With zipper. All United Chair® standard fabrics are applicable.</i>									
	2 1/2 x 2 1/2 x 52	63 x 63 x 1320	DVW48	103	108	119	125	138	152	165
	Specify the fabric code at the end of the product code.									

	W x D x H (in)	W x D x H (mm)	Code	(\$)
Cable management fasteners	<i>Install beneath work surfaces. Make it possible to pinch cables beneath the work surface for cable management. Grey. Pack of 5.</i>			
	5 1/2 x 1 1/2 x 1	140 x 40 x 25	LGC-WMC05	119


Approx. no. of seats	W x D x H (in)	W x D x H (mm)	Code	(\$)	With options:						
					GC (\$)	G2 (\$)	G3 (\$)	PC (\$)	P2 (\$)	P3 (\$)	CPC (\$)

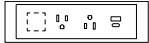
2-SECTION SURFACES – 108" TO 192" W


	W x D x H (in)	W x D x H (mm)	Code	(\$)	GC (\$)	G2 (\$)	G3 (\$)	PC (\$)	P2 (\$)	P3 (\$)	CPC (\$)	CPP2 (\$)	
Rectangular surfaces	<i>Laminate surface 1 1/2" (38 mm) thick, 2 sections. Channel for cable management included with option of grommet(s), electrical module(s) or table center. Must be ordered separately: 3 leg kits or 3 bases.</i>												
	10	108 x 48 x 1 1/2	2700 x 1200 x 38	T5N_-RC48108	1,637	2,132	2,208	2,285	2,684	4,117	4,767	3,109	5,152
	10	120 x 48 x 1 1/2	3000 x 1200 x 38	T5N_-RC48120	1,783	2,278	2,355	2,433	2,831	4,270	4,913	3,255	5,338
	12	132 x 48 x 1 1/2	3300 x 1200 x 38	T5N_-RC48132	1,931	2,476	2,554	2,631	3,036	4,476	5,125	3,403	5,499
	12	144 x 48 x 1 1/2	3600 x 1200 x 38	T5N_-RC48144	2,078	2,624	2,701	2,777	4,058	4,752	5,285	4,488	5,709
	14	156 x 48 x 1 1/2	3900 x 1200 x 38	T5N_-RC48156	2,216	2,762	2,840	2,916	4,202	4,935	5,430	4,632	5,854
	14	168 x 48 x 1 1/2	4200 x 1200 x 38	T5N_-RC48168	2,366	2,963	3,040	3,116	4,410	5,142	5,656	4,834	6,081
	16	180 x 48 x 1 1/2	4500 x 1200 x 38	T5N_-RC48180	2,504	3,103	3,180	3,256	4,548	5,288	5,802	4,971	6,225
	16	192 x 48 x 1 1/2	4800 x 1200 x 38	T5N_-RC48192	2,649	3,248	3,324	3,402	4,695	5,453	5,947	5,118	6,371
	12	108 x 54 x 1 1/2	2700 x 1350 x 38	T5N_-RC54108	1,819	2,315	2,391	2,469	2,867	4,300	4,950	3,290	5,336
	12	120 x 54 x 1 1/2	3000 x 1350 x 38	T5N_-RC54120	1,968	2,463	2,541	2,618	3,016	4,455	5,098	3,441	5,524
	14	132 x 54 x 1 1/2	3300 x 1350 x 38	T5N_-RC54132	2,114	2,662	2,739	2,816	3,220	4,660	5,310	3,588	5,682
	14	144 x 54 x 1 1/2	3600 x 1350 x 38	T5N_-RC54144	2,254	2,799	2,878	2,954	4,234	4,928	5,460	4,663	5,885
	16	156 x 54 x 1 1/2	3900 x 1350 x 38	T5N_-RC54156	2,401	2,948	3,026	3,103	4,387	5,120	5,615	4,818	6,040
	16	168 x 54 x 1 1/2	4200 x 1350 x 38	T5N_-RC54168	2,542	3,139	3,216	3,294	4,585	5,318	5,832	5,011	6,257
	18	180 x 54 x 1 1/2	4500 x 1350 x 38	T5N_-RC54180	2,680	3,279	3,356	3,432	4,724	5,464	5,978	5,148	6,401
	18	192 x 54 x 1 1/2	4800 x 1350 x 38	T5N_-RC54192	2,836	3,434	3,511	3,589	4,880	5,638	6,134	5,304	6,557

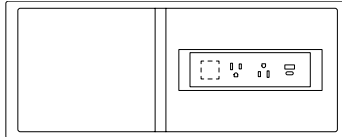
Surface 5. Smooth edge N. Specify matching (N) or contrasting (K, S, W) edge. Grommet/module option: specify no module (N) or an accent color (K, S, W) after the edge color and specify the type of grommet/module at the end of the product code.

TECHNOLOGY INTEGRATION

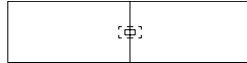
 **GC, G2, G3**
Grommet(s)


 **PC, P2, P3**
Electrical/communication module(s)

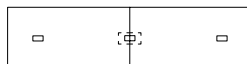
 Can accept a connector (LGC-RJ45K, LGC-HDMI_, LGC-USBCK, etc.)

 **CPC, CPP2**
Table center with electrical/communication module(s)

POSITIONING

 **GC, PC, CPC**

 **G2, P2**

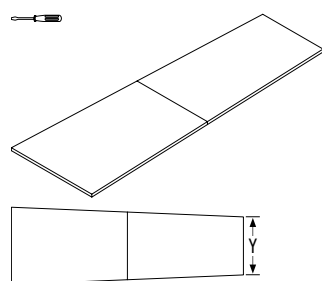
 **G3, P3, CPP2**

 = ASSEMBLY REQUIRED  = QUICKSHIP PROGRAM

Approx. no. of seats	W x D x H (in)	Y (in)	W x D x H (mm)	Y (mm)	Code	(\$)	With options:									
							GC (\$)	G2 (\$)	G3 (\$)	PC (\$)	P2 (\$)	P3 (\$)	CPC (\$)	CPP2 (\$)		
Rectangular surfaces (cont'd)																
10	108 x 48 x 1½		2700 x 1200 x 38		T5K__RC48108	2,047	2,541	2,618	2,695	3,092	4,526	5,175	3,518	5,561		
10	120 x 48 x 1½		3000 x 1200 x 38		T5K__RC48120	2,230	2,725	2,802	2,880	3,279	4,719	5,361	3,703	5,784		
12	132 x 48 x 1½		3300 x 1200 x 38		T5K__RC48132	2,415	2,961	3,038	3,114	3,520	4,960	5,608	3,886	5,982		
12	144 x 48 x 1½		3600 x 1200 x 38		T5K__RC48144	2,598	3,144	3,221	3,299	4,578	5,271	5,806	5,010	6,229		
14	156 x 48 x 1½		3900 x 1200 x 38		T5K__RC48156	2,772	3,319	3,395	3,473	4,757	5,491	5,985	5,189	6,410		
14	168 x 48 x 1½		4200 x 1200 x 38		T5K__RC48168	2,954	3,552	3,628	3,706	4,998	5,731	6,246	5,422	6,668		
16	180 x 48 x 1½		4500 x 1200 x 38		T5K__RC48180	3,131	3,728	3,804	3,883	5,174	5,914	6,428	5,599	6,853		
16	192 x 48 x 1½		4800 x 1200 x 38		T5K__RC48192	3,311	3,909	3,987	4,064	5,355	6,114	6,609	5,780	7,033		
12	108 x 54 x 1½		2700 x 1350 x 38		T5K__RC54108	2,274	2,770	2,846	2,923	3,322	4,755	5,405	3,746	5,790		
12	120 x 54 x 1½		3000 x 1350 x 38		T5K__RC54120	2,461	2,956	3,033	3,110	3,508	4,947	5,589	3,933	6,016		
14	132 x 54 x 1½		3300 x 1350 x 38		T5K__RC54132	2,645	3,191	3,267	3,345	3,750	5,190	5,838	4,116	6,213		
14	144 x 54 x 1½		3600 x 1350 x 38		T5K__RC54144	2,817	3,362	3,441	3,518	4,797	5,491	6,024	5,226	6,448		
16	156 x 54 x 1½		3900 x 1350 x 38		T5K__RC54156	3,003	3,548	3,625	3,703	4,988	5,722	6,216	5,419	6,639		
16	168 x 54 x 1½		4200 x 1350 x 38		T5K__RC54168	3,179	3,776	3,852	3,930	5,222	5,955	6,469	5,647	6,893		
18	180 x 54 x 1½		4500 x 1350 x 38		T5K__RC54180	3,351	3,950	4,026	4,104	5,395	6,135	6,649	5,819	7,073		
18	192 x 54 x 1½		4800 x 1350 x 38		T5K__RC54192	3,545	4,141	4,219	4,295	5,587	6,346	6,841	6,013	7,266		

Surface 5. Knife edge K. Specify matching (N) or contrasting (K, S, W) edge. Grommet/module option: specify no module (N) or an accent color (K, S, W) after the edge color and specify the type of grommet/module at the end of the product code.

A-shape surfaces



Laminate surface 1½" (38 mm) thick, 2 sections. Channel for cable management included with option of grommet(s), electrical module(s) or table center. **Must be ordered separately: 3 leg kits or 3 bases.**

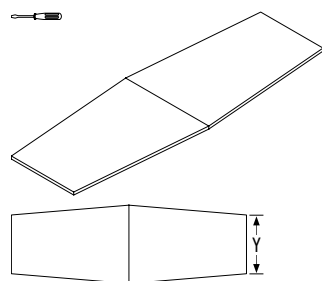
10	108 x 48 x 1½	36	2700 x 1200 x 38	900	T5N__A48108	1,810	2,307	2,383	2,461	2,859	4,292	4,942	3,284	5,328
10	120 x 48 x 1½	36	3000 x 1200 x 38	900	T5N__A48120	1,960	2,456	2,532	2,611	3,008	4,449	5,091	3,432	5,515
10	132 x 48 x 1½	36	3300 x 1200 x 38	900	T5N__A48132	2,107	2,653	2,731	2,808	3,213	4,652	5,302	3,579	5,675
12	144 x 48 x 1½	36	3600 x 1200 x 38	900	T5N__A48144	2,239	2,786	2,863	2,939	4,219	4,913	5,446	4,650	5,871
12	156 x 48 x 1½	36	3900 x 1200 x 38	900	T5N__A48156	2,386	2,933	3,009	3,087	4,373	5,106	5,600	4,803	6,024
14	168 x 48 x 1½	36	4200 x 1200 x 38	900	T5N__A48168	2,534	3,132	3,209	3,286	4,578	5,312	5,826	5,002	6,249
14	180 x 48 x 1½	36	4500 x 1200 x 38	900	T5N__A48180	2,673	3,272	3,349	3,426	4,719	5,457	5,971	5,142	6,396
16	192 x 48 x 1½	36	4800 x 1200 x 38	900	T5N__A48192	2,830	3,427	3,504	3,581	4,874	5,632	6,126	5,297	6,552
12	108 x 54 x 1½	42	2700 x 1350 x 38	1050	T5N__A54108	1,960	2,456	2,532	2,611	3,008	4,441	5,091	3,432	5,477
12	120 x 54 x 1½	42	3000 x 1350 x 38	1050	T5N__A54120	2,125	2,620	2,697	2,774	3,173	4,612	5,255	3,598	5,679
12	132 x 54 x 1½	42	3300 x 1350 x 38	1050	T5N__A54132	2,285	2,832	2,910	2,986	3,392	4,830	5,480	3,757	5,853
14	144 x 54 x 1½	42	3600 x 1350 x 38	1050	T5N__A54144	2,441	2,987	3,064	3,141	4,421	5,116	5,650	4,852	6,073
14	156 x 54 x 1½	42	3900 x 1350 x 38	1050	T5N__A54156	2,602	3,150	3,228	3,304	4,590	5,321	5,817	5,020	6,241
16	168 x 54 x 1½	42	4200 x 1350 x 38	1050	T5N__A54168	2,774	3,372	3,449	3,526	4,818	5,551	6,065	5,243	6,489
16	180 x 54 x 1½	42	4500 x 1350 x 38	1050	T5N__A54180	2,936	3,533	3,610	3,688	4,980	5,720	6,234	5,405	6,658
18	192 x 54 x 1½	42	4800 x 1350 x 38	1050	T5N__A54192	3,103	3,699	3,777	3,854	5,145	5,904	6,399	5,571	6,823

Surface 5. Smooth edge N. Specify matching (N) or contrasting (K, S, W) edge. Grommet/module option: specify no module (N) or an accent color (K, S, W) after the edge color and specify the type of grommet/module at the end of the product code.

10	108 x 48 x 1½	36	2700 x 1200 x 38	900	T5K__A48108	2,265	2,760	2,837	2,914	3,313	4,747	5,395	3,738	5,781
10	120 x 48 x 1½	36	3000 x 1200 x 38	900	T5K__A48120	2,449	2,945	3,021	3,099	3,497	4,936	5,580	3,921	6,004
10	132 x 48 x 1½	36	3300 x 1200 x 38	900	T5K__A48132	2,634	3,181	3,257	3,335	3,740	5,179	5,829	4,106	6,201
12	144 x 48 x 1½	36	3600 x 1200 x 38	900	T5K__A48144	2,799	3,346	3,424	3,500	4,780	5,475	6,007	5,211	6,432
12	156 x 48 x 1½	36	3900 x 1200 x 38	900	T5K__A48156	2,983	3,529	3,605	3,682	4,968	5,702	6,196	5,400	6,621
14	168 x 48 x 1½	36	4200 x 1200 x 38	900	T5K__A48168	3,167	3,765	3,843	3,919	5,212	5,944	6,459	5,635	6,883
14	180 x 48 x 1½	36	4500 x 1200 x 38	900	T5K__A48180	3,344	3,941	4,018	4,095	5,388	6,126	6,641	5,811	7,066
16	192 x 48 x 1½	36	4800 x 1200 x 38	900	T5K__A48192	3,536	4,135	4,211	4,289	5,581	6,340	6,834	6,005	7,257
12	108 x 54 x 1½	42	2700 x 1350 x 38	1050	T5K__A54108	2,449	2,945	3,021	3,099	3,497	4,930	5,580	3,921	5,966
12	120 x 54 x 1½	42	3000 x 1350 x 38	1050	T5K__A54120	2,655	3,151	3,229	3,306	3,704	5,143	5,785	4,129	6,212
12	132 x 54 x 1½	42	3300 x 1350 x 38	1050	T5K__A54132	2,857	3,403	3,479	3,556	3,962	5,402	6,050	4,328	6,424
14	144 x 54 x 1½	42	3600 x 1350 x 38	1050	T5K__A54144	3,052	3,598	3,674	3,751	5,030	5,725	6,258	5,460	6,682
14	156 x 54 x 1½	42	3900 x 1350 x 38	1050	T5K__A54156	3,254	3,800	3,877	3,955	5,240	5,972	6,468	5,671	6,891
16	168 x 54 x 1½	42	4200 x 1350 x 38	1050	T5K__A54168	3,470	4,067	4,144	4,221	5,513	6,247	6,761	5,938	7,184
16	180 x 54 x 1½	42	4500 x 1350 x 38	1050	T5K__A54180	3,671	4,268	4,345	4,422	5,713	6,454	6,968	6,140	7,392
18	192 x 54 x 1½	42	4800 x 1350 x 38	1050	T5K__A54192	3,875	4,474	4,551	4,628	5,920	6,679	7,173	6,344	7,598

Surface 5. Knife edge K. Specify matching (N) or contrasting (K, S, W) edge. Grommet/module option: specify no module (N) or an accent color (K, S, W) after the edge color and specify the type of grommet/module at the end of the product code.

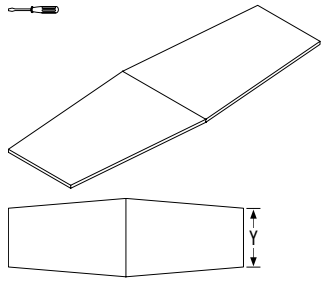
Diamond surfaces



Laminate surface 1½" (38 mm) thick, 2 sections. Channel for cable management included with option of grommet(s), electrical module(s) or table center. **Must be ordered separately: 3 leg kits or 3 bases.**

10	108 x 48 x 1½	36	2700 x 1200 x 38	900	T5N__D48108	1,810	2,307	2,383	2,461	2,859	4,292	4,942	3,284	5,328
10	120 x 48 x 1½	36	3000 x 1200 x 38	900	T5N__D48120	1,960	2,456	2,532	2,611	3,008	4,449	5,091	3,432	5,515
10	132 x 48 x 1½	36	3300 x 1200 x 38	900	T5N__D48132	2,107	2,653	2,731	2,808	3,213	4,652	5,302	3,579	5,675
12	144 x 48 x 1½	36	3600 x 1200 x 38	900	T5N__D48144	2,239	2,786	2,863	2,939	4,219	4,913	5,446	4,650	5,871
12	156 x 48 x 1½	36	3900 x 1200 x 38	900	T5N__D48156	2,386	2,933	3,009	3,087	4,373	5,106	5,600	4,803	6,024
14	168 x 48 x 1½	36	4200 x 1200 x 38	900	T5N__D48168	2,534	3,132	3,209	3,286	4,578	5,312	5,826	5,002	6,249
14	180 x 48 x 1½	36	4500 x 1200 x 38	900	T5N__D48180	2,673	3,272	3,349	3,426	4,719	5,457	5,971	5,142	6,396
16	192 x 48 x 1½	36	4800 x 1200 x 38	900	T5N__D48192	2,830	3,427	3,504	3,581	4,874	5,632	6,126	5,297	6,552
12	108 x 54 x 1½	42	2700 x 1350 x 38	1050	T5N__D54108	1,960	2,456	2,532	2,611	3,008	4,441	5,091	3,432	5,477
12	120 x 54 x 1½	42	3000 x 1350 x 38	1050	T5N__D54120	2,125	2,620	2,697	2,774	3,173	4,612	5,255	3,598	5,679

Approx. no. of seats	W x D x H (in)	Y (in)	W x D x H (mm)	Y (mm)	Code	(\$)	With options:									
							GC (\$)	G2 (\$)	G3 (\$)	PC (\$)	P2 (\$)	P3 (\$)	CPC (\$)	CPP2 (\$)		
Diamond surfaces (cont'd)																
12	132 x 54 x 1 1/2	42	3300 x 1350 x 38	1050	T5N_-D54132	2,285	2,832	2,910	2,986	3,392	4,830	5,480	3,757	5,853		
14	144 x 54 x 1 1/2	42	3600 x 1350 x 38	1050	T5N_-D54144	2,441	2,987	3,064	3,141	4,421	5,116	5,650	4,852	6,073		
14	156 x 54 x 1 1/2	42	3900 x 1350 x 38	1050	T5N_-D54156	2,602	3,150	3,228	3,304	4,590	5,321	5,817	5,020	6,241		
16	168 x 54 x 1 1/2	42	4200 x 1350 x 38	1050	T5N_-D54168	2,774	3,372	3,449	3,526	4,818	5,551	6,065	5,243	6,489		
16	180 x 54 x 1 1/2	42	4500 x 1350 x 38	1050	T5N_-D54180	2,936	3,533	3,610	3,688	4,980	5,720	6,234	5,405	6,658		
18	192 x 54 x 1 1/2	42	4800 x 1350 x 38	1050	T5N_-D54192	3,103	3,699	3,777	3,854	5,145	5,904	6,399	5,571	6,823		

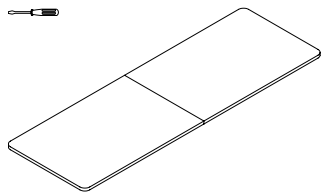


Surface 5. Smooth edge N. Specify matching (N) or contrasting (K, S, W) edge. Grommet/module option: specify no module (N) or an accent color (K, S, W) after the edge color and specify the type of grommet/module at the end of the product code.

10	108 x 48 x 1 1/2	36	2700 x 1200 x 38	900	T5K_-D48108	2,265	2,760	2,837	2,914	3,313	4,747	5,395	3,738	5,781
10	120 x 48 x 1 1/2	36	3000 x 1200 x 38	900	T5K_-D48120	2,449	2,945	3,021	3,099	3,497	4,936	5,580	3,921	6,004
10	132 x 48 x 1 1/2	36	3300 x 1200 x 38	900	T5K_-D48132	2,634	3,181	3,257	3,335	3,740	5,179	5,829	4,106	6,201
12	144 x 48 x 1 1/2	36	3600 x 1200 x 38	900	T5K_-D48144	2,799	3,346	3,424	3,500	4,780	5,475	6,007	5,211	6,432
12	156 x 48 x 1 1/2	36	3900 x 1200 x 38	900	T5K_-D48156	2,983	3,529	3,605	3,682	4,968	5,702	6,196	5,400	6,621
14	168 x 48 x 1 1/2	36	4200 x 1200 x 38	900	T5K_-D48168	3,167	3,765	3,843	3,919	5,212	5,944	6,459	5,635	6,883
14	180 x 48 x 1 1/2	36	4500 x 1200 x 38	900	T5K_-D48180	3,344	3,941	4,018	4,095	5,388	6,126	6,641	5,811	7,066
16	192 x 48 x 1 1/2	36	4800 x 1200 x 38	900	T5K_-D48192	3,536	4,135	4,211	4,289	5,581	6,340	6,834	6,005	7,257
12	108 x 54 x 1 1/2	42	2700 x 1350 x 38	1050	T5K_-D54108	2,449	2,945	3,021	3,099	3,497	4,930	5,580	3,921	5,966
12	120 x 54 x 1 1/2	42	3000 x 1350 x 38	1050	T5K_-D54120	2,655	3,151	3,229	3,306	3,704	5,143	5,785	4,129	6,212
12	132 x 54 x 1 1/2	42	3300 x 1350 x 38	1050	T5K_-D54132	2,857	3,403	3,479	3,556	3,962	5,402	6,050	4,328	6,424
14	144 x 54 x 1 1/2	42	3600 x 1350 x 38	1050	T5K_-D54144	3,052	3,598	3,674	3,751	5,030	5,725	6,258	5,460	6,682
14	156 x 54 x 1 1/2	42	3900 x 1350 x 38	1050	T5K_-D54156	3,254	3,800	3,877	3,955	5,240	5,972	6,468	5,671	6,891
16	168 x 54 x 1 1/2	42	4200 x 1350 x 38	1050	T5K_-D54168	3,470	4,067	4,144	4,221	5,513	6,247	6,761	5,938	7,184
16	180 x 54 x 1 1/2	42	4500 x 1350 x 38	1050	T5K_-D54180	3,671	4,268	4,345	4,422	5,713	6,454	6,968	6,140	7,392
18	192 x 54 x 1 1/2	42	4800 x 1350 x 38	1050	T5K_-D54192	3,875	4,474	4,551	4,628	5,920	6,679	7,173	6,344	7,598

Surface 5. Knife edge K. Specify matching (N) or contrasting (K, S, W) edge. Grommet/module option: specify no module (N) or an accent color (K, S, W) after the edge color and specify the type of grommet/module at the end of the product code.

Rectangular surfaces with radius corners

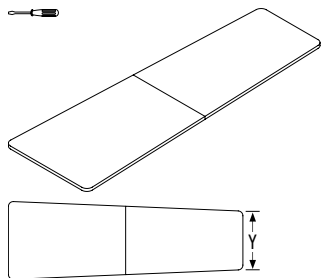


Laminate surface 1 1/2" (38 mm) thick, 2 sections. Channel for cable management included with option of grommet(s), electrical module(s) or table center. Must be ordered separately: 3 leg kits or 3 bases.

10	108 x 48 x 1 1/2	36	2700 x 1200 x 38		T5N_-RCR48108	1,810	2,307	2,383	2,461	2,859	4,292	4,942	3,284	5,328
10	120 x 48 x 1 1/2	36	3000 x 1200 x 38		T5N_-RCR48120	1,960	2,456	2,532	2,611	3,008	4,449	5,091	3,432	5,515
12	132 x 48 x 1 1/2	36	3300 x 1200 x 38		T5N_-RCR48132	2,107	2,653	2,731	2,808	3,213	4,652	5,302	3,579	5,675
12	144 x 48 x 1 1/2	36	3600 x 1200 x 38		T5N_-RCR48144	2,239	2,786	2,863	2,939	4,219	4,913	5,446	4,650	5,871
14	156 x 48 x 1 1/2	36	3900 x 1200 x 38		T5N_-RCR48156	2,386	2,933	3,009	3,087	4,373	5,106	5,600	4,803	6,024
14	168 x 48 x 1 1/2	36	4200 x 1200 x 38		T5N_-RCR48168	2,534	3,132	3,209	3,286	4,578	5,312	5,826	5,002	6,249
16	180 x 48 x 1 1/2	36	4500 x 1200 x 38		T5N_-RCR48180	2,673	3,272	3,349	3,426	4,719	5,457	5,971	5,142	6,396
16	192 x 48 x 1 1/2	36	4800 x 1200 x 38		T5N_-RCR48192	2,830	3,427	3,504	3,581	4,874	5,632	6,126	5,297	6,552
12	108 x 54 x 1 1/2	42	2700 x 1350 x 38		T5N_-RCR54108	1,960	2,456	2,532	2,611	3,008	4,441	5,091	3,432	5,477
12	120 x 54 x 1 1/2	42	3000 x 1350 x 38		T5N_-RCR54120	2,125	2,620	2,697	2,774	3,173	4,612	5,255	3,598	5,679
14	132 x 54 x 1 1/2	42	3300 x 1350 x 38		T5N_-RCR54132	2,285	2,832	2,910	2,986	3,392	4,830	5,480	3,757	5,853
14	144 x 54 x 1 1/2	42	3600 x 1350 x 38		T5N_-RCR54144	2,441	2,987	3,064	3,141	4,421	5,116	5,650	4,852	6,073
16	156 x 54 x 1 1/2	42	3900 x 1350 x 38		T5N_-RCR54156	2,602	3,150	3,228	3,304	4,590	5,321	5,817	5,020	6,241
16	168 x 54 x 1 1/2	42	4200 x 1350 x 38		T5N_-RCR54168	2,774	3,372	3,449	3,526	4,818	5,551	6,065	5,243	6,489
18	180 x 54 x 1 1/2	42	4500 x 1350 x 38		T5N_-RCR54180	2,936	3,533	3,610	3,688	4,980	5,720	6,234	5,405	6,658
18	192 x 54 x 1 1/2	42	4800 x 1350 x 38		T5N_-RCR54192	3,103	3,699	3,777	3,854	5,145	5,904	6,399	5,571	6,823

Surface 5. Smooth edge N. Specify matching (N) or contrasting (K, S, W) edge. Grommet/module option: specify no module (N) or an accent color (K, S, W) after the edge color and specify the type of grommet/module at the end of the product code.

A-shape surfaces with radius corners



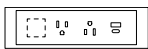
Laminate surface 1 1/2" (38 mm) thick, 2 sections. Channel for cable management included with option of grommet(s), electrical module(s) or table center. Must be ordered separately: 3 leg kits or 3 bases.

10	108 x 48 x 1 1/2	36	2700 x 1200 x 38	900	T5N_-AR48108	1,810	2,307	2,383	2,461	2,859	4,292	4,942	3,284	5,328
10	120 x 48 x 1 1/2	36	3000 x 1200 x 38	900	T5N_-AR48120	1,960	2,456	2,532	2,611	3,008	4,449	5,091	3,432	5,515
10	132 x 48 x 1 1/2	36	3300 x 1200 x 38	900	T5N_-AR48132	2,107	2,653	2,731	2,808	3,213	4,652	5,302	3,579	5,675
12	144 x 48 x 1 1/2	36	3600 x 1200 x 38	900	T5N_-AR48144	2,239	2,786	2,863	2,939	4,219	4,913	5,446	4,650	5,871
12	156 x 48 x 1 1/2	36	3900 x 1200 x 38	900	T5N_-AR48156	2,386	2,933	3,009	3,087	4,373	5,106	5,600	4,803	6,024
14	168 x 48 x 1 1/2	36	4200 x 1200 x 38	900	T5N_-AR48168	2,534	3,132	3,209	3,286	4,578	5,312	5,826	5,002	6,249
14	180 x 48 x 1 1/2	36	4500 x 1200 x 38	900	T5N_-AR48180	2,673	3,272	3,349	3,426	4,719	5,457	5,971	5,142	6,396
16	192 x 48 x 1 1/2	36	4800 x 1200 x 38	900	T5N_-AR48192	2,830	3,427	3,504	3,581	4,874	5,632	6,126	5,297	6,552
12	108 x 54 x 1 1/2	42	2700 x 1350 x 38	1050	T5N_-AR54108	1,960	2,456	2,532	2,611	3,008	4,441	5,091	3,432	5,477
12	120 x 54 x 1 1/2	42	3000 x 1350 x 38	1050	T5N_-AR54120	2,125	2,620	2,697	2,774	3,173	4,612	5,255	3,598	5,679

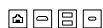
TECHNOLOGY INTEGRATION



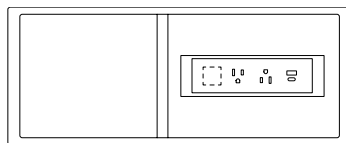
GC, G2, G3
Grommet(s)



PC, P2, P3
Electrical/communication module(s)

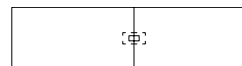


Can accept a connector
(LGC-RJ45K, LGC-HDMI_, LGC-USBCK, etc.)



CPC, CPP2
Table center with electrical/communication module(s)

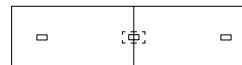
POSITIONING



GC, PC, CPC



G2, P2



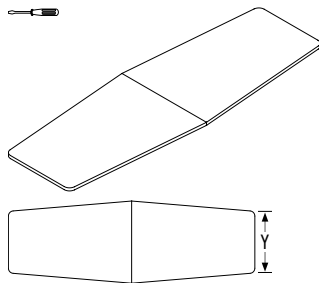
G3, P3, CPP2

ASSEMBLY REQUIRED

Approx. no. of seats	W x D x H (in)	Y (in)	W x D x H (mm)	Y (mm)	Code	(\$)	With options:										
							GC (\$)	G2 (\$)	G3 (\$)	PC (\$)	P2 (\$)	P3 (\$)	CPC (\$)	CPP2 (\$)			
A-shape surfaces with radius corners (cont'd)																	
12	132 x 54 x 1 1/2	42	3300 x 1350 x 38	1050	T5N__-AR54132	2,285	2,832	2,910	2,986	3,392	4,830	5,480	3,757	5,853			
14	144 x 54 x 1 1/2	42	3600 x 1350 x 38	1050	T5N__-AR54144	2,441	2,987	3,064	3,141	4,421	5,116	5,650	4,852	6,073			
14	156 x 54 x 1 1/2	42	3900 x 1350 x 38	1050	T5N__-AR54156	2,602	3,150	3,228	3,304	4,590	5,321	5,817	5,020	6,241			
16	168 x 54 x 1 1/2	42	4200 x 1350 x 38	1050	T5N__-AR54168	2,774	3,372	3,449	3,526	4,818	5,551	6,065	5,243	6,489			
16	180 x 54 x 1 1/2	42	4500 x 1350 x 38	1050	T5N__-AR54180	2,936	3,533	3,610	3,688	4,980	5,720	6,234	5,405	6,658			
18	192 x 54 x 1 1/2	42	4800 x 1350 x 38	1050	T5N__-AR54192	3,103	3,699	3,777	3,854	5,145	5,904	6,399	5,571	6,823			

Surface 5. Smooth edge N. Specify matching (N) or contrasting (K, S, W) edge. Grommet/module option: specify no module (N) or an accent color (K, S, W) after the edge color and specify the type of grommet/module at the end of the product code.

Diamond surfaces with radius corners

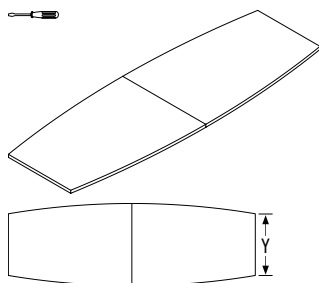


Laminate surface 1 1/2" (38 mm) thick, 2 sections. Channel for cable management included with option of grommet(s), electrical module(s) or table center. **Must be ordered separately: 3 leg kits or 3 bases.**

10	108 x 48 x 1 1/2	36	2700 x 1200 x 38	900	T5N__-DR48108	1,810	2,307	2,383	2,461	2,859	4,292	4,942	3,284	5,328
10	120 x 48 x 1 1/2	36	3000 x 1200 x 38	900	T5N__-DR48120	1,960	2,456	2,532	2,611	3,008	4,449	5,091	3,432	5,515
10	132 x 48 x 1 1/2	36	3300 x 1200 x 38	900	T5N__-DR48132	2,107	2,653	2,731	2,808	3,213	4,652	5,302	3,579	5,675
12	144 x 48 x 1 1/2	36	3600 x 1200 x 38	900	T5N__-DR48144	2,239	2,786	2,863	2,939	4,219	4,913	5,446	4,650	5,871
12	156 x 48 x 1 1/2	36	3900 x 1200 x 38	900	T5N__-DR48156	2,386	2,933	3,009	3,087	4,373	5,106	5,600	4,803	6,024
14	168 x 48 x 1 1/2	36	4200 x 1200 x 38	900	T5N__-DR48168	2,534	3,132	3,209	3,286	4,578	5,312	5,826	5,002	6,249
14	180 x 48 x 1 1/2	36	4500 x 1200 x 38	900	T5N__-DR48180	2,673	3,272	3,349	3,426	4,719	5,457	5,971	5,142	6,396
16	192 x 48 x 1 1/2	36	4800 x 1200 x 38	900	T5N__-DR48192	2,830	3,427	3,504	3,581	4,874	5,632	6,126	5,297	6,552
12	108 x 54 x 1 1/2	42	2700 x 1350 x 38	1050	T5N__-DR54108	1,960	2,456	2,532	2,611	3,008	4,441	5,091	3,432	5,477
12	120 x 54 x 1 1/2	42	3000 x 1350 x 38	1050	T5N__-DR54120	2,125	2,620	2,697	2,774	3,173	4,612	5,255	3,598	5,679
12	132 x 54 x 1 1/2	42	3300 x 1350 x 38	1050	T5N__-DR54132	2,285	2,832	2,910	2,986	3,392	4,830	5,480	3,757	5,853
14	144 x 54 x 1 1/2	42	3600 x 1350 x 38	1050	T5N__-DR54144	2,441	2,987	3,064	3,141	4,421	5,116	5,650	4,852	6,073
14	156 x 54 x 1 1/2	42	3900 x 1350 x 38	1050	T5N__-DR54156	2,602	3,150	3,228	3,304	4,590	5,321	5,817	5,020	6,241
16	168 x 54 x 1 1/2	42	4200 x 1350 x 38	1050	T5N__-DR54168	2,774	3,372	3,449	3,526	4,818	5,551	6,065	5,243	6,489
16	180 x 54 x 1 1/2	42	4500 x 1350 x 38	1050	T5N__-DR54180	2,936	3,533	3,610	3,688	4,980	5,720	6,234	5,405	6,658
18	192 x 54 x 1 1/2	42	4800 x 1350 x 38	1050	T5N__-DR54192	3,103	3,699	3,777	3,854	5,145	5,904	6,399	5,571	6,823

Surface 5. Smooth edge N. Specify matching (N) or contrasting (K, S, W) edge. Grommet/module option: specify no module (N) or an accent color (K, S, W) after the edge color and specify the type of grommet/module at the end of the product code.

Boat surfaces

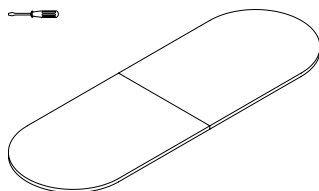


Laminate surface 1 1/2" (38 mm) thick, 2 sections. Channel for cable management included with option of grommet(s), electrical module(s) or table center. **Must be ordered separately: 3 leg kits or 3 bases.**

10	108 x 48 x 1 1/2	36	2700 x 1200 x 38	900	T5N__-B48108	1,810	2,307	2,383	2,461	2,859	4,292	4,942	3,284	5,328
10	120 x 48 x 1 1/2	36	3000 x 1200 x 38	900	T5N__-B48120	1,960	2,456	2,532	2,611	3,008	4,449	5,091	3,432	5,515
12	132 x 48 x 1 1/2	36	3300 x 1200 x 38	900	T5N__-B48132	2,107	2,653	2,731	2,808	3,213	4,652	5,302	3,579	5,675
12	144 x 48 x 1 1/2	36	3600 x 1200 x 38	900	T5N__-B48144	2,239	2,786	2,863	2,939	4,219	4,913	5,446	4,650	5,871
14	156 x 48 x 1 1/2	36	3900 x 1200 x 38	900	T5N__-B48156	2,386	2,933	3,009	3,087	4,373	5,106	5,600	4,803	6,024
14	168 x 48 x 1 1/2	36	4200 x 1200 x 38	900	T5N__-B48168	2,534	3,132	3,209	3,286	4,578	5,312	5,826	5,002	6,249
16	180 x 48 x 1 1/2	36	4500 x 1200 x 38	900	T5N__-B48180	2,673	3,272	3,349	3,426	4,719	5,457	5,971	5,142	6,396
16	192 x 48 x 1 1/2	36	4800 x 1200 x 38	900	T5N__-B48192	2,830	3,427	3,504	3,581	4,874	5,632	6,126	5,297	6,552
12	108 x 54 x 1 1/2	42	2700 x 1350 x 38	1050	T5N__-B54108	1,960	2,456	2,532	2,611	3,008	4,441	5,091	3,432	5,477
12	120 x 54 x 1 1/2	42	3000 x 1350 x 38	1050	T5N__-B54120	2,125	2,620	2,697	2,774	3,173	4,612	5,255	3,598	5,679
14	132 x 54 x 1 1/2	42	3300 x 1350 x 38	1050	T5N__-B54132	2,285	2,832	2,910	2,986	3,392	4,830	5,480	3,757	5,853
14	144 x 54 x 1 1/2	42	3600 x 1350 x 38	1050	T5N__-B54144	2,441	2,987	3,064	3,141	4,421	5,116	5,650	4,852	6,073
16	156 x 54 x 1 1/2	42	3900 x 1350 x 38	1050	T5N__-B54156	2,602	3,150	3,228	3,304	4,590	5,321	5,817	5,020	6,241
16	168 x 54 x 1 1/2	42	4200 x 1350 x 38	1050	T5N__-B54168	2,774	3,372	3,449	3,526	4,818	5,551	6,065	5,243	6,489
18	180 x 54 x 1 1/2	42	4500 x 1350 x 38	1050	T5N__-B54180	2,936	3,533	3,610	3,688	4,980	5,720	6,234	5,405	6,658
18	192 x 54 x 1 1/2	42	4800 x 1350 x 38	1050	T5N__-B54192	3,103	3,699	3,777	3,854	5,145	5,904	6,399	5,571	6,823

Surface 5. Smooth edge N. Specify matching (N) or contrasting (K, S, W) edge. Grommet/module option: specify no module (N) or an accent color (K, S, W) after the edge color and specify the type of grommet/module at the end of the product code.

Racetrack surfaces



Laminate surface 1 1/2" (38 mm) thick, 2 sections. Channel for cable management included with option of grommet(s), electrical module(s) or table center. **Must be ordered separately: 3 leg kits or 3 bases.**

10	108 x 48 x 1 1/2		2700 x 1200 x 38		T5N__-RT48108	1,860	2,355	2,433	2,510	2,908	4,341	4,990	3,333	5,376
10	120 x 48 x 1 1/2		3000 x 1200 x 38		T5N__-RT48120	2,007	2,502	2,578	2,655	3,055	4,495	5,138	3,478	5,561
12	132 x 48 x 1 1/2		3300 x 1200 x 38		T5N__-RT48132	2,145	2,692	2,770	2,846	3,251	4,691	5,340	3,618	5,712
12	144 x 48 x 1 1/2		3600 x 1200 x 38		T5N__-RT48144	2,295	2,842	2,918	2,996	4,275	4,968	5,502	4,705	5,926
14	156 x 48 x 1 1/2		3900 x 1200 x 38		T5N__-RT48156	2,434	2,981	3,057	3,134	4,420	5,152	5,648	4,851	6,072
14	168 x 48 x 1 1/2		4200 x 1200 x 38		T5N__-RT48168	2,580	3,180	3,256	3,334	4,626	5,358	5,872	5,049	6,296
16	180 x 48 x 1 1/2		4500 x 1200 x 38		T5N__-RT48180	2,720	3,319	3,395	3,473	4,765	5,504	6,018	5,189	6,443
16	192 x 48 x 1 1/2		4800 x 1200 x 38		T5N__-RT48192	2,876	3,474	3,551	3,627	4,919	5,678	6,172	5,343	6,597
12	108 x 54 x 1 1/2		2700 x 1350 x 38		T5N__-RT54108	2,030	2,525	2,601	2,679	3,078	4,510	5,161	3,501	5,547
12	120 x 54 x 1 1/2		3000 x 1350 x 38		T5N__-RT54120	2,208	2,703	2,781	2,858	3,256	4,697	5,339	3,680	5,762
14	132 x 54 x 1 1/2		3300 x 1350 x 38		T5N__-RT54132	2,386	2,933	3,009	3,087	3,493	4,931	5,581	3,858	5,954
14	144 x 54 x 1 1/2		3600 x 1350 x 38		T5N__-RT54144	2,573	3,117	3,196	3,273	4,552	5,246	5,780	4,983	6,203
16	156 x 54 x 1 1/2		3900 x 1350 x 38		T5N__-RT54156	2,759	3,306	3,382	3,460	4,746	5,478	5,972	5,175	6,397
16	168 x 54 x 1 1/2		4200 x 1350 x 38		T5N__-RT54168	2,936	3,533	3,610	3,688	4,980	5,712	6,226	5,405	6,653
18	180 x 54 x 1 1/2		4500 x 1350 x 38		T5N__-RT54180	3,114	3,712	3,790	3,867	5,160	5,898	6,412	5,583	6,836
18	192 x 54 x 1 1/2		4800 x 1350 x 38		T5N__-RT54192	3,276	3,874	3,952	4,030	5,320	6,078	6,575	5,745	6,998

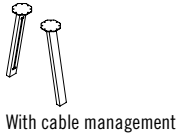
Surface 5. Smooth edge N. Specify matching (N) or contrasting (K, S, W) edge. Grommet/module option: specify no module (N) or an accent color (K, S, W) after the edge color and specify the type of grommet/module at the end of the product code.

QUORUM MULTICONFERENCE

Approx. no. of seats	W x D x H (in)	W x D x H (mm)	Code	(\$)	With options:								
					GC (\$)	G2 (\$)	G3 (\$)	PC (\$)	P2 (\$)	P3 (\$)	CPC (\$)	CPP2 (\$)	
Oval surfaces													
<i>Laminate surface 1/2" (38 mm) thick, 2 sections. Channel for cable management included with option of grommet(s), electrical module(s) or table center. Must be ordered separately: 3 leg kits or 3 bases.</i>													
10	108 x 48 x 1 1/2	2700 x 1200 x 38	T5N_-048108	1,860	2,355	2,433	2,510	2,908	4,341	4,990	3,333	5,376	
10	120 x 48 x 1 1/2	3000 x 1200 x 38	T5N_-048120	2,007	2,502	2,578	2,655	3,055	4,495	5,138	3,478	5,561	
12	132 x 48 x 1 1/2	3300 x 1200 x 38	T5N_-048132	2,145	2,692	2,770	2,846	3,251	4,691	5,340	3,618	5,712	
12	144 x 48 x 1 1/2	3600 x 1200 x 38	T5N_-048144	2,295	2,842	2,918	2,996	4,275	4,968	5,502	4,705	5,926	
14	156 x 48 x 1 1/2	3900 x 1200 x 38	T5N_-048156	2,434	2,981	3,057	3,134	4,420	5,152	5,648	4,851	6,072	
14	168 x 48 x 1 1/2	4200 x 1200 x 38	T5N_-048168	2,580	3,180	3,256	3,334	4,626	5,358	5,872	5,049	6,296	
16	180 x 48 x 1 1/2	4500 x 1200 x 38	T5N_-048180	2,720	3,319	3,395	3,473	4,765	5,504	6,018	5,189	6,443	
16	192 x 48 x 1 1/2	4800 x 1200 x 38	T5N_-048192	2,876	3,474	3,551	3,627	4,919	5,678	6,172	5,343	6,597	
12	108 x 54 x 1 1/2	2700 x 1350 x 38	T5N_-054108	2,030	2,525	2,601	2,679	3,078	4,510	5,161	3,501	5,547	
12	120 x 54 x 1 1/2	3000 x 1350 x 38	T5N_-054120	2,208	2,703	2,781	2,858	3,256	4,697	5,339	3,680	5,762	
14	132 x 54 x 1 1/2	3300 x 1350 x 38	T5N_-054132	2,386	2,933	3,009	3,087	3,493	4,931	5,581	3,858	5,954	
14	144 x 54 x 1 1/2	3600 x 1350 x 38	T5N_-054144	2,573	3,117	3,196	3,273	4,552	5,246	5,780	4,983	6,203	
15	156 x 54 x 1 1/2	3900 x 1350 x 38	T5N_-054156	2,759	3,306	3,382	3,460	4,746	5,478	5,972	5,175	6,397	
15	168 x 54 x 1 1/2	4200 x 1350 x 38	T5N_-054168	2,936	3,533	3,610	3,688	4,980	5,712	6,226	5,405	6,653	
16	180 x 54 x 1 1/2	4500 x 1350 x 38	T5N_-054180	3,114	3,712	3,790	3,867	5,160	5,898	6,412	5,583	6,836	
16	192 x 54 x 1 1/2	4800 x 1350 x 38	T5N_-054192	3,276	3,874	3,952	4,030	5,320	6,078	6,575	5,745	6,998	

Surface 5. Smooth edge N. Specify matching (N) or contrasting (K, S, W) edge. Grommet/module option: specify no module (N) or an accent color (K, S, W) after the edge color and specify the type of grommet/module at the end of the product code.

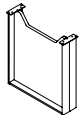
W x D x H (in)	W x D x H (mm)	Code	(\$)
LEGS, BASES AND ACCESSORIES FOR 2-SECTION SURFACES – 108" TO 192" W			
Metal angled legs			
<i>Kit of 2 steel legs. WM at the end of the code indicates that one leg will have a cavity for cable management.</i>			
<i>Without cable management</i>			
1 1/2 x 3 x 28	38 x 76 x 711	TNNN_-ATL228	482
Specify leg color (K, S, W).			
<i>With cable management</i>			
1 1/2 x 3 x 28	38 x 76 x 711	TNNN_-ATL228WM	514
Specify leg color (K, S, W).			



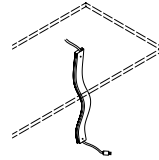
Thermofused laminate bases			
<i>Base accommodates cables that plug into a floor outlet. WM at the end of the code indicates a base with 110° hinges and a storage compartment with lock.</i>			
<i>Without cable access</i>			
24 x 4 3/4 x 28	618 x 120 x 711	TNNNN-LB0524	668
24 x 9 x 28	618 x 225 x 711	TNNNN-LB0924	737
<i>With cable access</i>			
24 x 4 3/4 x 28	618 x 120 x 711	TNNNN-LB0524WM	797
24 x 9 x 28	618 x 225 x 711	TNNNN-LB0924WM	936



U-shape combined base			
<i>Laminate base with aluminum contours.</i>			
24 x 6 x 28	630 x 150 x 711	TNNN_-UCB24	703
Specify accent color (K, S, W).			



W x D x H (in)	W x D x H (mm)	Code	(\$)
Fabric vertical wire cover			
<i>Allows vertical cable management. Diameter of 2 1/2" (63 mm). With zipper. All United Chair® standard fabrics are applicable.</i>			
Gr1 Gr2 Gr3 Gr4 Gr5 Gr6 Gr8			
2 1/2 x 2 1/2 x 52	63 x 63 x 1320	DVW48	103 108 119 125 138 152 165
Specify the fabric code at the end of the product code.			



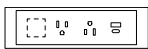
Cable management fasteners			
<i>Install beneath work surfaces. Make it possible to pinch cables beneath the work surface for cable management. Grey. Pack of 5.</i>			
5 1/2 x 1 1/2 x 1	140 x 40 x 25	LGC-WMC05	119



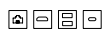
TECHNOLOGY INTEGRATION



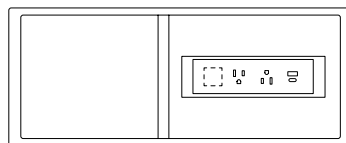
GC, G2, G3
Grommet(s)



PC, P2, P3
Electrical/communication module(s)



Can accept a connector
(LGC-RJ45K, LGC-HDMI_, LGC-USBCk, etc.)



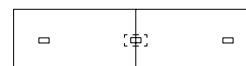
CPC, CPP2
Table center with electrical/communication module(s)

POSITIONING



GC, PC, CPC

G2, P2



G3, P3, CPP2

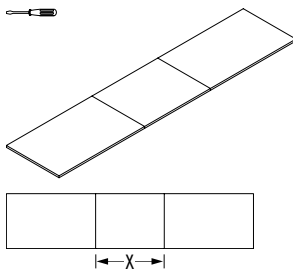
= ASSEMBLY REQUIRED

= QUICKSHIP PROGRAM

Approx. no. of seats	W x D x H (in)	X (in)	Y (in)	W x D x H (mm)	X (mm)	Y (mm)	Code	(\$)	With options:							
									GC (\$)	G2 (\$)	G3 (\$)	PC (\$)	P2 (\$)	P3 (\$)	CPC (\$)	CPP2 (\$)

3-SECTION SURFACES – 204" TO 252" W

Rectangular surfaces



Laminate surface 1 1/2" (38 mm) thick, 3 sections. Channel for cable management included with option of grommet(s), electrical module(s) or table center. **Must be ordered separately: 4 leg kits or 4 bases.**

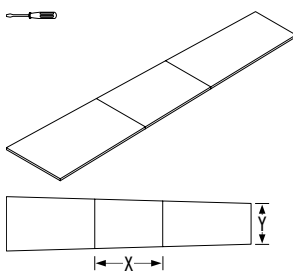
18	204 x 48 x 1 1/2	60		5100 x 1200 x 38	1500		T5N __RC48204	2,983	4,119	4,197	4,275	5,722	6,537	6,981	6,151	7,404
18	216 x 48 x 1 1/2	60		5400 x 1200 x 38	1500		T5N __RC48216	3,194	4,333	4,410	4,487	5,933	6,750	7,193	6,364	7,616
20	228 x 48 x 1 1/2	60		5700 x 1200 x 38	1500		T5N __RC48228	3,386	4,581	4,659	4,735	6,195	7,011	7,681	6,619	8,104
20	240 x 48 x 1 1/2	60		6000 x 1200 x 38	1500		T5N __RC48240	3,572	4,768	4,845	4,922	6,388	7,197	7,866	6,818	8,290
22	252 x 48 x 1 1/2	60		6300 x 1200 x 38	1500		T5N __RC48252	3,790	4,986	5,063	5,140	6,606	7,448	8,083	7,035	8,508
20	204 x 54 x 1 1/2	60		5100 x 1350 x 38	1500		T5N __RC54204	3,155	4,291	4,368	4,446	5,891	6,708	7,151	6,322	7,576
20	216 x 54 x 1 1/2	60		5400 x 1350 x 38	1500		T5N __RC54216	3,316	4,454	4,532	4,608	6,055	6,871	7,315	6,485	7,739
22	228 x 54 x 1 1/2	60		5700 x 1350 x 38	1500		T5N __RC54228	3,479	4,676	4,753	4,829	6,289	7,104	7,773	6,718	8,198
22	240 x 54 x 1 1/2	60		6000 x 1350 x 38	1500		T5N __RC54240	3,650	4,845	4,922	4,999	6,464	7,275	7,943	6,895	8,368
24	252 x 54 x 1 1/2	60		6300 x 1350 x 38	1500		T5N __RC54252	3,803	4,999	5,075	5,153	6,619	7,461	8,098	7,050	8,521

Surface 5. Smooth edge N. Specify matching (N) or contrasting (K, S, W) edge. Grommet/module option: specify no module (N) or an accent color (K, S, W) after the edge color and specify the type of grommet/module at the end of the product code.

18	204 x 48 x 1 1/2	60		5100 x 1200 x 38	1500		T5K __RC48204	3,729	4,866	4,944	5,021	6,468	7,283	7,728	6,898	8,151
18	216 x 48 x 1 1/2	60		5400 x 1200 x 38	1500		T5K __RC48216	3,991	5,130	5,208	5,284	6,730	7,546	7,989	7,160	8,414
20	228 x 48 x 1 1/2	60		5700 x 1200 x 38	1500		T5K __RC48228	4,234	5,429	5,506	5,583	7,043	7,859	8,527	7,466	8,952
20	240 x 48 x 1 1/2	60		6000 x 1200 x 38	1500		T5K __RC48240	4,466	5,661	5,738	5,816	7,280	8,091	8,760	7,712	9,184
22	252 x 48 x 1 1/2	60		6300 x 1200 x 38	1500		T5K __RC48252	4,736	5,933	6,009	6,088	7,553	8,395	9,031	7,984	9,455
20	204 x 54 x 1 1/2	60		5100 x 1350 x 38	1500		T5K __RC54204	3,942	5,082	5,158	5,235	6,681	7,497	7,940	7,112	8,364
20	216 x 54 x 1 1/2	60		5400 x 1350 x 38	1500		T5K __RC54216	4,146	5,284	5,361	5,438	6,884	7,702	8,145	7,315	8,568
22	228 x 54 x 1 1/2	60		5700 x 1350 x 38	1500		T5K __RC54228	4,350	5,547	5,623	5,701	7,158	7,975	8,643	7,583	9,068
22	240 x 54 x 1 1/2	60		6000 x 1350 x 38	1500		T5K __RC54240	4,560	5,757	5,833	5,911	7,377	8,185	8,854	7,808	9,279
24	252 x 54 x 1 1/2	60		6300 x 1350 x 38	1500		T5K __RC54252	4,755	5,950	6,027	6,105	7,569	8,413	9,049	8,001	9,472

Surface 5. Knife edge K. Specify matching (N) or contrasting (K, S, W) edge. Grommet/module option: specify no module (N) or an accent color (K, S, W) after the edge color and specify the type of grommet/module at the end of the product code.

A-shape surfaces



Laminate surface 1 1/2" (38 mm) thick, 3 sections. Channel for cable management included with option of grommet(s), electrical module(s) or table center. **Must be ordered separately: 4 leg kits or 4 bases.**

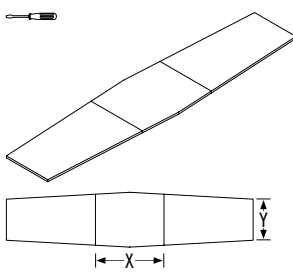
16	204 x 48 x 1 1/2	60	36	5100 x 1200 x 38	1500	900	T5N __A48204	3,162	4,300	4,377	4,454	5,901	6,716	7,160	6,331	7,585
16	216 x 48 x 1 1/2	60	36	5400 x 1200 x 38	1500	900	T5N __A48216	3,362	4,501	4,578	4,654	6,100	6,918	7,361	6,532	7,786
18	228 x 48 x 1 1/2	60	36	5700 x 1200 x 38	1500	900	T5N __A48228	3,549	4,746	4,823	4,899	6,358	7,174	7,843	6,783	8,268
18	240 x 48 x 1 1/2	60	36	6000 x 1200 x 38	1500	900	T5N __A48240	3,767	4,963	5,039	5,117	6,583	7,392	8,060	7,012	8,485
20	252 x 48 x 1 1/2	60	36	6300 x 1200 x 38	1500	900	T5N __A48252	3,959	5,153	5,231	5,307	6,773	7,615	8,252	7,204	8,675
18	204 x 54 x 1 1/2	60	42	5100 x 1350 x 38	1500	1050	T5N __A54204	3,448	4,585	4,662	4,740	6,187	7,002	7,447	6,615	7,869
18	216 x 54 x 1 1/2	60	42	5400 x 1350 x 38	1500	1050	T5N __A54216	3,619	4,756	4,834	4,911	6,357	7,173	7,616	6,787	8,041
20	228 x 54 x 1 1/2	60	42	5700 x 1350 x 38	1500	1050	T5N __A54228	3,781	4,978	5,055	5,133	6,590	7,407	8,076	7,101	8,500
20	240 x 54 x 1 1/2	60	42	6000 x 1350 x 38	1500	1050	T5N __A54240	3,943	5,140	5,216	5,294	6,760	7,568	8,236	7,191	8,662
22	252 x 54 x 1 1/2	60	42	6300 x 1350 x 38	1500	1050	T5N __A54252	4,099	5,295	5,372	5,449	6,914	7,757	8,393	7,346	8,817

Surface 5. Smooth edge N. Specify matching (N) or contrasting (K, S, W) edge. Grommet/module option: specify no module (N) or an accent color (K, S, W) after the edge color and specify the type of grommet/module at the end of the product code.

16	204 x 48 x 1 1/2	60	36	5100 x 1200 x 38	1500	900	T5K __A48204	3,952	5,090	5,166	5,244	6,690	7,507	7,950	7,121	8,374
16	216 x 48 x 1 1/2	60	36	5400 x 1200 x 38	1500	900	T5K __A48216	4,206	5,342	5,420	5,498	6,944	7,760	8,203	7,373	8,627
18	228 x 48 x 1 1/2	60	36	5700 x 1200 x 38	1500	900	T5K __A48228	4,439	5,634	5,711	5,788	7,248	8,064	8,733	7,671	9,156
18	240 x 48 x 1 1/2	60	36	6000 x 1200 x 38	1500	900	T5K __A48240	4,709	5,904	5,982	6,059	7,524	8,334	9,003	7,954	9,428
20	252 x 48 x 1 1/2	60	36	6300 x 1200 x 38	1500	900	T5K __A48252	4,950	6,145	6,222	6,299	7,765	8,607	9,244	8,196	9,667
18	204 x 54 x 1 1/2	60	42	5100 x 1350 x 38	1500	1050	T5K __A54204	4,311	5,448	5,526	5,603	7,049	7,865	8,308	7,478	8,733
18	216 x 54 x 1 1/2	60	42	5400 x 1350 x 38	1500	1050	T5K __A54216	4,524	5,661	5,738	5,816	7,262	8,078	8,521	7,692	8,945
20	228 x 54 x 1 1/2	60	42	5700 x 1350 x 38	1500	1050	T5K __A54228	4,729	5,923	6,001	6,077	7,537	8,353	9,022	7,962	9,446
20	240 x 54 x 1 1/2	60	42	6000 x 1350 x 38	1500	1050	T5K __A54240	4,929	6,124	6,201	6,277	7,743	8,554	9,223	8,175	9,646
22	252 x 54 x 1 1/2	60	42	6300 x 1350 x 38	1500	1050	T5K __A54252	5,123	6,320	6,397	6,473	7,939	8,782	9,418	8,371	9,842

Surface 5. Knife edge K. Specify matching (N) or contrasting (K, S, W) edge. Grommet/module option: specify no module (N) or an accent color (K, S, W) after the edge color and specify the type of grommet/module at the end of the product code.

Diamond surfaces



Laminate surface 1 1/2" (38 mm) thick, 3 sections. Channel for cable management included with option of grommet(s), electrical module(s) or table center. **Must be ordered separately: 4 leg kits or 4 bases.**

16	204 x 48 x 1 1/2	60	36	5100 x 1200 x 38	1500	900	T5N __D48204	3,162	4,300	4,377	4,454	5,901	6,716	7,160	6,331	7,585
16	216 x 48 x 1 1/2	60	36	5400 x 1200 x 38	1500	900	T5N __D48216	3,362	4,501	4,578	4,654	6,100	6,918	7,361	6,532	7,786
18	228 x 48 x 1 1/2	60	36	5700 x 1200 x 38	1500	900	T5N __D48228	3,549	4,746	4,823	4,899	6,358	7,174	7,843	6,783	8,268
18	240 x 48 x 1 1/2	60	36	6000 x 1200 x 38	1500	900	T5N __D48240	3,767	4,963	5,039	5,117	6,583	7,392	8,060	7,012	8,485
20	252 x 48 x 1 1/2	60	36	6300 x 1200 x 38	1500	900	T5N __D48252	3,959	5,153	5,231	5,307	6,773	7,615	8,252	7,204	8,675
18	204 x 54 x 1 1/2	60	42	5100 x 1350 x 38	1500	1050	T5N __D54204	3,448	4,585	4,662	4,740	6,187	7,002	7,447	6,615	7,869
18	216 x 54 x 1 1/2	60	42	5400 x 1350 x 38	1500	1050	T5N __D54216	3,619	4,756	4,834	4,911	6,357	7,173	7,616	6,787	8,041
20	228 x 54 x 1 1/2	60	42	5700 x 1350 x 38	1500	1050	T5N __D54228	3,781	4,978	5,055	5,133	6,590	7,407	8,076	7,101	8,500
20	240 x 54 x 1 1/2	60	42	6000 x 1350 x 38	1500	1050	T5N __D54240	3,943	5,140	5,216	5,294	6,760	7,568	8,236	7,191	8,662
22	252 x 54 x 1 1/2	60	42	6300 x 1350 x 38	1500	1050	T5N __D54252	4,099	5,295	5,372	5,449	6,914	7,757	8,393	7,346	8,817

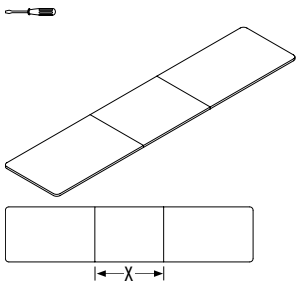
Surface 5. Smooth edge N. Specify matching (N) or contrasting (K, S, W) edge. Grommet/module option: specify no module (N) or an accent color (K, S, W) after the edge color and specify the type of grommet/module at the end of the product code.

Approx. no. of seats	W x D x H (in)	X (in)	Y (in)	W x D x H (mm)	X (mm)	Y (mm)	Code	(\$)	With options:							
									GC (\$)	G2 (\$)	G3 (\$)	PC (\$)	P2 (\$)	P3 (\$)	CPC (\$)	CPP2 (\$)

ASSEMBLY REQUIRED

QUORUM MULTICONFERENCE

Rectangular surfaces with radius corners



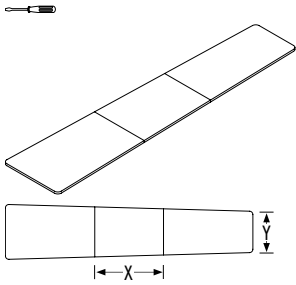
Laminate surface 1 1/2" (38 mm) thick, 3 sections. Channel for cable management included with option of grommet(s), electrical module(s) or table center.

Must be ordered separately: 4 leg kits or 4 bases.

18	204 x 48 x 1 1/2	60		5100 x 1200 x 38	1500		T5N_-RCR48204	3,162	4,300	4,377	4,454	5,901	6,716	7,160	6,331	7,585
18	216 x 48 x 1 1/2	60		5400 x 1200 x 38	1500		T5N_-RCR48216	3,362	4,501	4,578	4,654	6,100	6,918	7,361	6,532	7,786
20	228 x 48 x 1 1/2	60		5700 x 1200 x 38	1500		T5N_-RCR48228	3,549	4,746	4,823	4,899	6,358	7,174	7,843	6,783	8,268
20	240 x 48 x 1 1/2	60		6000 x 1200 x 38	1500		T5N_-RCR48240	3,767	4,963	5,039	5,117	6,583	7,392	8,060	7,012	8,485
22	252 x 48 x 1 1/2	60		6300 x 1200 x 38	1500		T5N_-RCR48252	3,959	5,153	5,231	5,307	6,773	7,615	8,252	7,204	8,675
20	204 x 54 x 1 1/2	60		5100 x 1350 x 38	1500		T5N_-RCR54204	3,448	4,585	4,662	4,740	6,187	7,002	7,447	6,615	7,869
20	216 x 54 x 1 1/2	60		5400 x 1350 x 38	1500		T5N_-RCR54216	3,619	4,756	4,834	4,911	6,357	7,173	7,616	6,787	8,041
22	228 x 54 x 1 1/2	60		5700 x 1350 x 38	1500		T5N_-RCR54228	3,781	4,978	5,055	5,133	6,590	7,407	8,076	7,016	8,500
22	240 x 54 x 1 1/2	60		6000 x 1350 x 38	1500		T5N_-RCR54240	3,943	5,140	5,216	5,294	6,760	7,568	8,236	7,191	8,662
24	252 x 54 x 1 1/2	60		6300 x 1350 x 38	1500		T5N_-RCR54252	4,099	5,295	5,372	5,449	6,914	7,757	8,393	7,346	8,817

Surface 5. Smooth edge N. Specify matching (N) or contrasting (K, S, W) edge. Grommet/module option: specify no module (N) or an accent color (K, S, W) after the edge color and specify the type of grommet/module at the end of the product code.

A-shape surfaces with radius corners



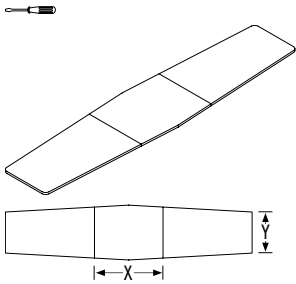
Laminate surface 1 1/2" (38 mm) thick, 3 sections. Channel for cable management included with option of grommet(s), electrical module(s) or table center.

Must be ordered separately: 4 leg kits or 4 bases.

16	204 x 48 x 1 1/2	60	36	5100 x 1200 x 38	1500	900	T5N_-AR48204	3,162	4,300	4,377	4,454	5,901	6,716	7,160	6,331	7,585
16	216 x 48 x 1 1/2	60	36	5400 x 1200 x 38	1500	900	T5N_-AR48216	3,362	4,501	4,578	4,654	6,100	6,918	7,361	6,532	7,786
18	228 x 48 x 1 1/2	60	36	5700 x 1200 x 38	1500	900	T5N_-AR48228	3,549	4,746	4,823	4,899	6,358	7,174	7,843	6,783	8,268
18	240 x 48 x 1 1/2	60	36	6000 x 1200 x 38	1500	900	T5N_-AR48240	3,767	4,963	5,039	5,117	6,583	7,392	8,060	7,012	8,485
20	252 x 48 x 1 1/2	60	36	6300 x 1200 x 38	1500	900	T5N_-AR48252	3,959	5,153	5,231	5,307	6,773	7,615	8,252	7,204	8,675
18	204 x 54 x 1 1/2	60	42	5100 x 1350 x 38	1500	1050	T5N_-AR54204	3,448	4,585	4,662	4,740	6,187	7,002	7,447	6,615	7,869
18	216 x 54 x 1 1/2	60	42	5400 x 1350 x 38	1500	1050	T5N_-AR54216	3,619	4,756	4,834	4,911	6,357	7,173	7,616	6,787	8,041
20	228 x 54 x 1 1/2	60	42	5700 x 1350 x 38	1500	1050	T5N_-AR54228	3,781	4,978	5,055	5,133	6,590	7,407	8,076	7,016	8,500
20	240 x 54 x 1 1/2	60	42	6000 x 1350 x 38	1500	1050	T5N_-AR54240	3,943	5,140	5,216	5,294	6,760	7,568	8,236	7,191	8,662
22	252 x 54 x 1 1/2	60	42	6300 x 1350 x 38	1500	1050	T5N_-AR54252	4,099	5,295	5,372	5,449	6,914	7,757	8,393	7,346	8,817

Surface 5. Smooth edge N. Specify matching (N) or contrasting (K, S, W) edge. Grommet/module option: specify no module (N) or an accent color (K, S, W) after the edge color and specify the type of grommet/module at the end of the product code.

Diamond surfaces with radius corners



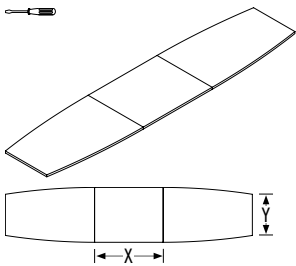
Laminate surface 1 1/2" (38 mm) thick, 3 sections. Channel for cable management included with option of grommet(s), electrical module(s) or table center.

Must be ordered separately: 4 leg kits or 4 bases.

16	204 x 48 x 1 1/2	60	36	5100 x 1200 x 38	1500	900	T5N_-DR48204	3,162	4,300	4,377	4,454	5,901	6,716	7,160	6,331	7,585
16	216 x 48 x 1 1/2	60	36	5400 x 1200 x 38	1500	900	T5N_-DR48216	3,362	4,501	4,578	4,654	6,100	6,918	7,361	6,532	7,786
18	228 x 48 x 1 1/2	60	36	5700 x 1200 x 38	1500	900	T5N_-DR48228	3,549	4,746	4,823	4,899	6,358	7,174	7,843	6,783	8,268
18	240 x 48 x 1 1/2	60	36	6000 x 1200 x 38	1500	900	T5N_-DR48240	3,767	4,963	5,039	5,117	6,583	7,392	8,060	7,012	8,485
20	252 x 48 x 1 1/2	60	36	6300 x 1200 x 38	1500	900	T5N_-DR48252	3,959	5,153	5,231	5,307	6,773	7,615	8,252	7,204	8,675
18	204 x 54 x 1 1/2	60	42	5100 x 1350 x 38	1500	1050	T5N_-DR54204	3,448	4,585	4,662	4,740	6,187	7,002	7,447	6,615	7,869
18	216 x 54 x 1 1/2	60	42	5400 x 1350 x 38	1500	1050	T5N_-DR54216	3,619	4,756	4,834	4,911	6,357	7,173	7,616	6,787	8,041
20	228 x 54 x 1 1/2	60	42	5700 x 1350 x 38	1500	1050	T5N_-DR54228	3,781	4,978	5,055	5,133	6,590	7,407	8,076	7,016	8,500
20	240 x 54 x 1 1/2	60	42	6000 x 1350 x 38	1500	1050	T5N_-DR54240	3,943	5,140	5,216	5,294	6,760	7,568	8,236	7,191	8,662
22	252 x 54 x 1 1/2	60	42	6300 x 1350 x 38	1500	1050	T5N_-DR54252	4,099	5,295	5,372	5,449	6,914	7,757	8,393	7,346	8,817

Surface 5. Smooth edge N. Specify matching (N) or contrasting (K, S, W) edge. Grommet/module option: specify no module (N) or an accent color (K, S, W) after the edge color and specify the type of grommet/module at the end of the product code.

Boat surfaces



Laminate surface 1 1/2" (38 mm) thick, 3 sections. Channel for cable management included with option of grommet(s), electrical module(s) or table center.

Must be ordered separately: 4 leg kits or 4 bases.

16	204 x 48 x 1 1/2	60	36	5100 x 1200 x 38	1500	900	T5N_-B48204	3,162	4,300	4,377	4,454	5,901	6,716	7,160	6,331	7,585
16	216 x 48 x 1 1/2	60	36	5400 x 1200 x 38	1500	900	T5N_-B48216	3,362	4,501	4,578	4,654	6,100	6,918	7,361	6,532	7,786
18	228 x 48 x 1 1/2	60	36	5700 x 1200 x 38	1500	900	T5N_-B48228	3,549	4,746	4,823	4,899	6,358	7,174	7,843	6,783	8,268
18	240 x 48 x 1 1/2	60	36	6000 x 1200 x 38	1500	900	T5N_-B48240	3,767	4,963	5,039	5,117	6,583	7,392	8,060	7,012	8,485
20	252 x 48 x 1 1/2	60	36	6300 x 1200 x 38	1500	900	T5N_-B48252	3,959	5,153	5,231	5,307	6,773	7,615	8,252	7,204	8,675
20	204 x 54 x 1 1/2	60	42	5100 x 1350 x 38	1500	1050	T5N_-B54204	3,448	4,585	4,662	4,740	6,187	7,002	7,447	6,615	7,869
20	216 x 54 x 1 1/2	60	42	5400 x 1350 x 38	1500	1050	T5N_-B54216	3,619	4,756	4,834	4,911	6,357	7,173	7,616	6,787	8,041
22	228 x 54 x 1 1/2	60	42	5700 x 1350 x 38	1500	1050	T5N_-B54228	3,781	4,978	5,055	5,133	6,590	7,407	8,076	7,016	8,500
22	240 x 54 x 1 1/2	60	42	6000 x 1350 x 38	1500	1050	T5N_-B54240	3,943	5,140	5,216	5,294	6,760	7,568	8,236	7,191	8,662
24	252 x 54 x 1 1/2	60	42	6300 x 1350 x 38	1500	1050	T5N_-B54252	4,099	5,295	5,372	5,449	6,914	7,757	8,393	7,346	8,817

Surface 5. Smooth edge N. Specify matching (N) or contrasting (K, S, W) edge. Grommet/module option: specify no module (N) or an accent color (K, S, W) after the edge color and specify the type of grommet/module at the end of the product code.

TECHNOLOGY INTEGRATION



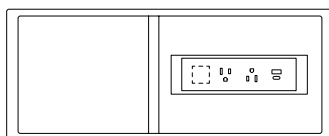
GC, G2, G3
Grommet(s)



PC, P2, P3
Electrical/communication module(s)



Can accept a connector
(LGC-RJ45K, LGC-HDMI_, LGC-USBCB, etc.)



CPC, CPP2
Table center with electrical/communication module(s)

POSITIONING



GC, PC, CPC

G2, P2



G3, P3, CPP2

ASSEMBLY REQUIRED

Approx. no. of seats	W x D x H (in)	X (in)	W x D x H (mm)	X (mm)	Code	(\$)	With options:							
							GC (\$)	G2 (\$)	G3 (\$)	PC (\$)	P2 (\$)	P3 (\$)	CPC (\$)	CPP2 (\$)
Racetrack surfaces														
<i>Laminate surface 1 1/2" (38 mm) thick, 3 sections. Channel for cable management included with option of grommet(s), electrical module(s) or table center.</i>														
Must be ordered separately: 4 leg kits or 4 bases.														
18	204 x 48 x 1 1/2	60	5100 x 1200 x 38	1500	T5N__-RT48204	3,301	4,439	4,516	4,594	6,040	6,856	7,299	6,470	7,722
18	216 x 48 x 1 1/2	60	5400 x 1200 x 38	1500	T5N__-RT48216	3,518	4,654	4,732	4,808	6,254	7,072	7,515	6,685	7,939
20	228 x 48 x 1 1/2	60	5700 x 1200 x 38	1500	T5N__-RT48228	3,750	4,945	5,022	5,099	6,559	7,375	8,044	6,983	8,467
20	240 x 48 x 1 1/2	60	6000 x 1200 x 38	1500	T5N__-RT48240	3,959	5,153	5,231	5,307	6,773	7,583	8,252	7,204	8,675
22	252 x 48 x 1 1/2	60	6300 x 1200 x 38	1500	T5N__-RT48252	4,153	5,348	5,425	5,502	6,968	7,810	8,446	7,399	8,870
20	204 x 54 x 1 1/2	60	5100 x 1350 x 38	1500	T5N__-RT54204	3,619	4,756	4,834	4,911	6,357	7,173	7,616	6,787	8,041
20	216 x 54 x 1 1/2	60	5400 x 1350 x 38	1500	T5N__-RT54216	3,798	4,935	5,013	5,090	6,536	7,352	7,795	6,967	8,220
22	228 x 54 x 1 1/2	60	5700 x 1350 x 38	1500	T5N__-RT54228	3,976	5,172	5,248	5,327	6,785	7,601	8,270	7,208	8,694
22	240 x 54 x 1 1/2	60	6000 x 1350 x 38	1500	T5N__-RT54240	4,153	5,348	5,425	5,502	6,968	7,778	8,446	7,399	8,870
24	252 x 54 x 1 1/2	60	6300 x 1350 x 38	1500	T5N__-RT54252	4,333	5,528	5,605	5,682	7,148	7,989	8,626	7,579	9,050

Surface 5. Smooth edge N. Specify matching (N) or contrasting (K, S, W) edge. Grommet/module option: specify no module (N) or an accent color (K, S, W) after the edge color and specify the type of grommet/module at the end of the product code.

Oval surfaces														
<i>Laminate surface 1 1/2" (38 mm) thick, 3 sections. Channel for cable management included with option of grommet(s), electrical module(s) or table center.</i>														
Must be ordered separately: 4 leg kits or 4 bases.														
18	204 x 48 x 1 1/2	60	5100 x 1200 x 38	1500	T5N__-048204	3,301	4,439	4,516	4,594	6,040	6,856	7,299	6,470	7,722
18	216 x 48 x 1 1/2	60	5400 x 1200 x 38	1500	T5N__-048216	3,518	4,654	4,732	4,808	6,254	7,072	7,515	6,685	7,939
20	228 x 48 x 1 1/2	60	5700 x 1200 x 38	1500	T5N__-048228	3,750	4,945	5,022	5,099	6,559	7,375	8,044	6,983	8,467
20	240 x 48 x 1 1/2	60	6000 x 1200 x 38	1500	T5N__-048240	3,959	5,153	5,231	5,307	6,773	7,583	8,252	7,204	8,675
22	252 x 48 x 1 1/2	60	6300 x 1200 x 38	1500	T5N__-048252	4,153	5,348	5,425	5,502	6,968	7,810	8,446	7,399	8,870
20	204 x 54 x 1 1/2	60	5100 x 1350 x 38	1500	T5N__-054204	3,619	4,756	4,834	4,911	6,357	7,173	7,616	6,787	8,041
20	216 x 54 x 1 1/2	60	5400 x 1350 x 38	1500	T5N__-054216	3,798	4,935	5,013	5,090	6,536	7,352	7,795	6,967	8,220
22	228 x 54 x 1 1/2	60	5700 x 1350 x 38	1500	T5N__-054228	3,976	5,172	5,248	5,327	6,785	7,601	8,270	7,208	8,694
22	240 x 54 x 1 1/2	60	6000 x 1350 x 38	1500	T5N__-054240	4,153	5,348	5,425	5,502	6,968	7,778	8,446	7,399	8,870
24	252 x 54 x 1 1/2	60	6300 x 1350 x 38	1500	T5N__-054252	4,333	5,528	5,605	5,682	7,148	7,989	8,626	7,579	9,050

Surface 5. Smooth edge N. Specify matching (N) or contrasting (K, S, W) edge. Grommet/module option: specify no module (N) or an accent color (K, S, W) after the edge color and specify the type of grommet/module at the end of the product code.

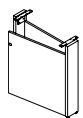
W x D x H (in)	W x D x H (mm)	Code	(\$)	W x D x H (in)	W x D x H (mm)	Code	(\$)
----------------	----------------	------	------	----------------	----------------	------	------

LEGS, BASES AND ACCESSORIES FOR 3-SECTION SURFACES – 204" TO 252" W

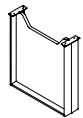
Metal angled legs								
<i>Kit of 2 steel legs. WM at the end of the code indicates that one leg will have a cavity for cable management.</i>								
<i>Without cable management</i>								
1 1/2 x 3 x 28	38 x 76 x 711	TNNN_-ATL228	482					
Specify leg color (K, S, W).								
<i>With cable management</i>								
1 1/2 x 3 x 28	38 x 76 x 711	TNNN_-ATL228WM	514					
Specify leg color (K, S, W).								



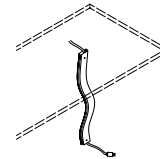
Thermofused laminate bases								
<i>Base accommodates cables that plug into a floor outlet. WM at the end of the code indicates a base with 110° hinges and a storage compartment with lock.</i>								
<i>Without cable access</i>								
24 x 4 3/4 x 28	618 x 120 x 711	TNNNN-LB0524	668					
24 x 9 x 28	618 x 225 x 711	TNNNN-LB0924	737					
<i>With cable access</i>								
24 x 4 3/4 x 28	618 x 120 x 711	TNNNN-LB0524WM	797					
24 x 9 x 28	618 x 225 x 711	TNNNN-LB0924WM	936					



U-shape combined base								
<i>Laminate base with aluminum contours.</i>								
24 x 6 x 28	630 x 150 x 711	TNNN_-UCB24	703					
Specify accent color (K, S, W).								



Fabric vertical wire cover									
<i>Allows vertical cable management. Diameter of 2 1/2" (63 mm). With zipper. All United Chair® standard fabrics are applicable.</i>									
Gr1 Gr2 Gr3 Gr4 Gr5 Gr6 Gr8									
2 1/2 x 2 1/2 x 52	63 x 63 x 1320	DVW48	103	108	119	125	138	152	165
Specify the fabric code at the end of the product code.									



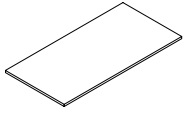
Cable management fasteners								
<i>Install beneath work surfaces. Make it possible to pinch cables beneath the work surface for cable management. Grey. Pack of 5.</i>								
5 1/2 x 1 1/2 x 1	140 x 40 x 25	LGC-WMC05						119



Approx. no. of seats	W x D x H (in)	W x D x H (mm)	Code	(\$)	With options:					
					GC (\$)	G2 (\$)	PC (\$)	P2 (\$)	CPC (\$)	CPP2 (\$)

1-SECTION SURFACES FOR VIVA AND TRIA BASES – 96" W

Rectangular surfaces



Laminate surface 1 1/2" (38 mm) thick. Channel for cable management included with option of grommet(s), electrical module(s) or table center.

Must be ordered separately: 2 VIVA or TRIA bases.

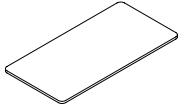
8	96 x 48 x 1 1/2	2400 x 1200 x 38	T5N_-RC4896VT	1,278	1,772	1,851	2,286	3,823	2,711	4,793
8	96 x 54 x 1 1/2	2400 x 1350 x 38	T5N_-RC5496VT	1,448	1,944	2,021	2,458	3,994	2,882	4,965

Surface 4. Smooth edge N. Specify matching (N) or contrasting (K, S, W) edge. Grommet/module option: specify no module (N) or an accent color (K, S, W) after the edge color and specify the type of grommet/module at the end of the product code.

8	96 x 48 x 1 1/2	2400 x 1200 x 38	T5K_-RC4896VT	1,597	2,091	2,170	2,607	4,142	3,032	5,115
8	96 x 54 x 1 1/2	2400 x 1350 x 38	T5K_-RC5496VT	1,809	2,306	2,382	2,820	4,356	3,243	5,327

Surface 5. Knife edge K. Specify matching (N) or contrasting (K, S, W) edge. Grommet/module option: specify no module (N) or an accent color (K, S, W) after the edge color and specify the type of grommet/module at the end of the product code.

Rectangular surfaces with radius corners



Laminate surface 1 1/2" (38 mm) thick. Channel for cable management included with option of grommet(s), electrical module(s) or table center.

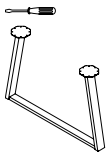
Must be ordered separately: 2 VIVA or TRIA bases.

8	96 x 48 x 1 1/2	2400 x 1200 x 38	T5N_-RCR4896VT	1,411	1,905	1,982	2,420	3,956	2,844	4,927
8	96 x 54 x 1 1/2	2400 x 1350 x 38	T5N_-RCR5496VT	1,517	2,012	2,088	2,526	4,062	2,951	5,034

Surface 5. Smooth edge N. Specify matching (N) or contrasting (K, S, W) edge. Grommet/module option: specify no module (N) or an accent color (K, S, W) after the edge color and specify the type of grommet/module at the end of the product code.

VIVA AND TRIA BASES AND ACCESSORIES FOR 1-SECTION SURFACES – 96" W

Metal and wood VIVA bases



2 metal angled legs with wood crosspiece. **WM** at the end of the code indicates that one leg will have a cavity for cable management.

Without cable management

42 x 3 x 28	1066 x 76 x 711	TNNN_-VBTL228	675
-------------	-----------------	---------------	-----

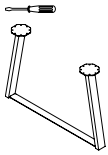
Specify leg color (K,S,W). Specify wood finish at the end of the product code (W20, W21).

With cable management

42 x 3 x 28	1066 x 76 x 711	TNNN_-VBTL228WM	708
-------------	-----------------	-----------------	-----

Specify leg color (K,S,W). Specify wood finish at the end of the product code (W20, W21).

Metal VIVA bases



2 angled legs with metal crosspiece. **WM** at the end of the code indicates that one leg will have a cavity for cable management.

Without cable management

42 x 3 x 28	1066 x 76 x 711	TNNN_-VMTL228	571
-------------	-----------------	---------------	-----

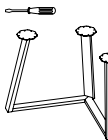
Specify base color (K, S, W).

With cable management

42 x 3 x 28	1066 x 76 x 711	TNNN_-VMTL228WM	605
-------------	-----------------	-----------------	-----

Specify base color (K, S, W).

Metal and wood TRIA bases



3 metal angled legs with wood crosspieces. **WM** at the end of the code indicates that one leg will have a cavity for cable management.

Without cable management

41 x 23 x 28	1030 x 572 x 711	TNNN_-TBTL328	1,151
--------------	------------------	---------------	-------

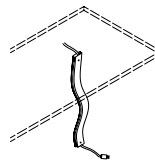
Specify leg color (K,S,W). Specify wood finish at the end of the product code (W20, W21).

With cable management

41 x 23 x 28	1030 x 572 x 711	TNNN_-TBTL328WM	1,182
--------------	------------------	-----------------	-------

Specify leg color (K,S,W). Specify wood finish at the end of the product code (W20, W21).

Fabric vertical wire cover



Allows vertical cable management. Diameter of 2 1/2" (63 mm). With zipper. All United Chair® standard fabrics are applicable.

	Gr1	Gr2	Gr3	Gr4	Gr5	Gr6	Gr8
2 1/2 x 2 1/2 x 52	63 x 63 x 1320	DVW48	103	108	119	125	138 152 165

Specify the fabric code at the end of the product code.

Cable management fasteners



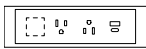
Install beneath work surfaces. Make it possible to pinch cables beneath the work surface for cable management. Grey. Pack of 5.

5 1/2 x 1 1/2 x 1	140 x 40 x 25	LGC-WMC05	119
-------------------	---------------	-----------	-----

TECHNOLOGY INTEGRATION



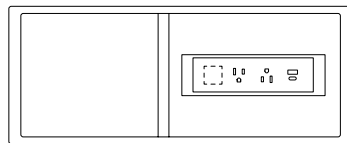
GC, G2
Grommet(s)



PC, P2
Electrical/communication module(s)




Can accept a connector
(LGC-RJ45K, LGC-HDMI_, LGC-USBCK, etc.)

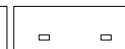


CPC, CPP2
Table center with electrical/communication module(s)

POSITIONING



GC, PC, CPC



G2, P2



CPP2

= ASSEMBLY REQUIRED

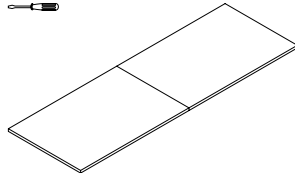
= QUICKSHIP PROGRAM

Approx. no. of seats W x D x H (in) W x D x H (mm) Code (\$)

With options: GC (\$), G2 (\$), G3 (\$), PC (\$), P2 (\$), P3 (\$), CPC (\$), CPP2 (\$)

2-SECTION SURFACES FOR LONG-SPAN TABLES – 108" TO 192" W

Rectangular surfaces for long-span tables



Laminate surface 1 1/2" (38 mm) thick, 2 sections. Reinforcement channel for cable management included.

Must be ordered separately: 2 leg kits or 2 bases.

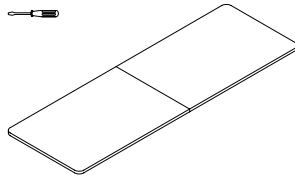
	Approx. no. of seats	W x D x H (in)	W x D x H (mm)	Code	(\$)	GC (\$)	G2 (\$)	G3 (\$)	PC (\$)	P2 (\$)	P3 (\$)	CPC (\$)	CPP2 (\$)
10	108	48 x 1 1/2	2700 x 1200 x 38	T5N -RCP48108	2,208	2,285	2,364	2,440	2,755	4,188	4,838	3,180	5,262
10	120	48 x 1 1/2	3000 x 1200 x 38	T5N -RCP48120	2,406	2,484	2,562	2,638	2,953	4,393	5,036	3,377	5,459
10	132	48 x 1 1/2	3300 x 1200 x 38	T5N -RCP48132	2,554	2,631	2,708	2,786	3,102	4,540	5,190	3,525	5,621
12	144	48 x 1 1/2	3600 x 1200 x 38	T5N -RCP48144	2,701	2,777	2,856	2,933	4,181	4,874	5,407	4,609	5,831
12	156	48 x 1 1/2	3900 x 1200 x 38	T5N -RCP48156	2,891	2,968	3,044	3,123	4,376	5,064	5,604	4,806	6,027
14	168	48 x 1 1/2	4200 x 1200 x 38	T5N -RCP48168	3,040	3,116	3,194	3,272	4,571	5,250	5,798	4,994	6,222
14	180	48 x 1 1/2	4500 x 1200 x 38	T5N -RCP48180	3,180	3,256	3,334	3,411	4,709	5,396	5,943	5,134	6,367
16	192	48 x 1 1/2	4800 x 1200 x 38	T5N -RCP48192	3,324	3,402	3,478	3,555	4,854	5,561	6,089	5,279	6,513
12	108	54 x 1 1/2	2700 x 1350 x 38	T5N -RCP54108	2,391	2,469	2,545	2,622	2,937	4,371	5,020	3,361	5,444
12	120	54 x 1 1/2	3000 x 1350 x 38	T5N -RCP54120	2,592	2,669	2,746	2,823	3,138	4,578	5,221	3,564	5,646
12	132	54 x 1 1/2	3300 x 1350 x 38	T5N -RCP54132	2,739	2,816	2,893	2,970	3,285	4,724	5,373	3,708	5,805
14	144	54 x 1 1/2	3600 x 1350 x 38	T5N -RCP54144	2,878	2,954	3,032	3,109	4,356	5,049	5,583	4,785	6,007
14	156	54 x 1 1/2	3900 x 1350 x 38	T5N -RCP54156	3,077	3,155	3,231	3,308	4,560	5,248	5,788	4,992	6,214
16	168	54 x 1 1/2	4200 x 1350 x 38	T5N -RCP54168	3,216	3,294	3,371	3,448	4,747	5,428	5,973	5,170	6,398
16	180	54 x 1 1/2	4500 x 1350 x 38	T5N -RCP54180	3,356	3,432	3,510	3,588	4,886	5,573	6,119	5,310	6,543
18	192	54 x 1 1/2	4800 x 1350 x 38	T5N -RCP54192	3,511	3,589	3,665	3,743	5,040	5,748	6,274	5,465	6,700

Surface 5. Smooth edge N. Specify matching (N) or contrasting (K, S, W) edge. Grommet/module option: specify no module (N) or an accent color (K, S, W) after the edge color and specify the type of grommet/module at the end of the product code.

10	108	48 x 1 1/2	2700 x 1200 x 38	T5K -RCP48108	2,618	2,695	2,772	2,848	3,163	4,597	5,246	3,589	5,671
10	120	48 x 1 1/2	3000 x 1200 x 38	T5K -RCP48120	2,855	2,931	3,008	3,086	3,400	4,840	5,482	3,824	5,907
10	132	48 x 1 1/2	3300 x 1200 x 38	T5K -RCP48132	3,038	3,114	3,192	3,269	3,583	5,023	5,674	4,009	6,102
12	144	48 x 1 1/2	3600 x 1200 x 38	T5K -RCP48144	3,221	3,299	3,376	3,452	4,700	5,394	5,928	5,131	6,352
12	156	48 x 1 1/2	3900 x 1200 x 38	T5K -RCP48156	3,447	3,523	3,601	3,677	4,931	5,620	6,160	5,363	6,584
14	168	48 x 1 1/2	4200 x 1200 x 38	T5K -RCP48168	3,628	3,706	3,784	3,861	5,160	5,841	6,387	5,583	6,811
14	180	48 x 1 1/2	4500 x 1200 x 38	T5K -RCP48180	3,804	3,883	3,960	4,036	5,336	6,023	6,569	5,759	6,994
16	192	48 x 1 1/2	4800 x 1200 x 38	T5K -RCP48192	3,987	4,064	4,140	4,218	5,516	6,223	6,751	5,941	7,174
12	108	54 x 1 1/2	2700 x 1350 x 38	T5K -RCP54108	2,846	2,923	3,001	3,078	3,393	4,826	5,476	3,816	5,899
12	120	54 x 1 1/2	3000 x 1350 x 38	T5K -RCP54120	3,085	3,161	3,238	3,315	3,629	5,070	5,712	4,056	6,137
12	132	54 x 1 1/2	3300 x 1350 x 38	T5K -RCP54132	3,267	3,345	3,423	3,499	3,814	5,254	5,903	4,239	6,334
14	144	54 x 1 1/2	3600 x 1350 x 38	T5K -RCP54144	3,441	3,518	3,594	3,672	4,918	5,612	6,146	5,349	6,571
14	156	54 x 1 1/2	3900 x 1350 x 38	T5K -RCP54156	3,676	3,753	3,831	3,908	5,162	5,850	6,390	5,593	6,813
16	168	54 x 1 1/2	4200 x 1350 x 38	T5K -RCP54168	3,852	3,930	4,008	4,084	5,383	6,064	6,610	5,807	7,034
16	180	54 x 1 1/2	4500 x 1350 x 38	T5K -RCP54180	4,026	4,104	4,182	4,258	5,557	6,244	6,789	5,981	7,215
18	192	54 x 1 1/2	4800 x 1350 x 38	T5K -RCP54192	4,219	4,295	4,374	4,451	5,749	6,456	6,983	6,172	7,407

Surface 5. Knife edge K. Specify matching (N) or contrasting (K, S, W) edge. Grommet/module option: specify no module (N) or an accent color (K, S, W) after the edge color and specify the type of grommet/module at the end of the product code.

Rectangular surfaces with radius corners for long-span tables



Laminate surface 1 1/2" (38 mm) thick, 2 sections. Reinforcement channel for cable management included.

Must be ordered separately: 2 leg kits or 2 bases.


10	108	48 x 1 1/2	2700 x 1200 x 38	T5N -RCRP48108	2,383	2,461	2,539	2,615	2,930	4,363	5,013	3,354	5,436
10	120	48 x 1 1/2	3000 x 1200 x 38	T5N -RCRP48120	2,585	2,662	2,739	2,816	3,131	4,571	5,213	3,554	5,636
10	132	48 x 1 1/2	3300 x 1200 x 38	T5N -RCRP48132	2,731	2,808	2,884	2,962	3,276	4,717	5,366	3,700	5,796
12	144	48 x 1 1/2	3600 x 1200 x 38	T5N -RCRP48144	2,863	2,939	3,017	3,093	4,341	5,036	5,569	4,772	5,993
12	156	48 x 1 1/2	3900 x 1200 x 38	T5N -RCRP48156	3,061	3,138	3,215	3,291	4,546	5,234	5,774	4,977	6,198
14	168	48 x 1 1/2	4200 x 1200 x 38	T5N -RCRP48168	3,209	3,286	3,362	3,441	4,738	5,420	5,967	5,163	6,391
14	180	48 x 1 1/2	4500 x 1200 x 38	T5N -RCRP48180	3,349	3,426	3,502	3,580	4,878	5,566	6,113	5,303	6,537
16	192	48 x 1 1/2	4800 x 1200 x 38	T5N -RCRP48192	3,504	3,581	3,658	3,735	5,035	5,740	6,269	5,458	6,692
12	108	54 x 1 1/2	2700 x 1350 x 38	T5N -RCRP54108	2,532	2,611	2,688	2,764	3,079	4,512	5,162	3,502	5,585
12	120	54 x 1 1/2	3000 x 1350 x 38	T5N -RCRP54120	2,749	2,825	2,903	2,981	3,296	4,734	5,377	3,720	5,802
12	132	54 x 1 1/2	3300 x 1350 x 38	T5N -RCRP54132	2,910	2,986	3,063	3,140	3,455	4,895	5,545	3,880	5,974
14	144	54 x 1 1/2	3600 x 1350 x 38	T5N -RCRP54144	3,064	3,141	3,218	3,297	4,544	5,237	5,771	4,974	6,195
14	156	54 x 1 1/2	3900 x 1350 x 38	T5N -RCRP54156	3,279	3,356	3,432	3,510	4,764	5,452	5,991	5,193	6,415
16	168	54 x 1 1/2	4200 x 1350 x 38	T5N -RCRP54168	3,449	3,526	3,603	3,680	4,979	5,659	6,205	5,403	6,631
16	180	54 x 1 1/2	4500 x 1350 x 38	T5N -RCRP54180	3,610	3,688	3,765	3,843	5,141	5,829	6,375	5,564	6,799
18	192	54 x 1 1/2	4800 x 1350 x 38	T5N -RCRP54192	3,777	3,854	3,932	4,009	5,306	6,014	6,540	5,731	6,964

Surface 5. Smooth edge N. Specify matching (N) or contrasting (K, S, W) edge. Grommet/module option: specify no module (N) or an accent color (K, S, W) after the edge color and specify the type of grommet/module at the end of the product code.

TECHNOLOGY INTEGRATION

GC, G2, G3
Grommet(s)

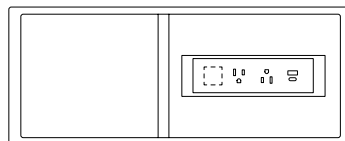
PC, P2, P3
Electrical/communication module(s)



Can accept a connector
(LGC-RJ45K, LGC-HDMI, LGC-USBC, etc.)

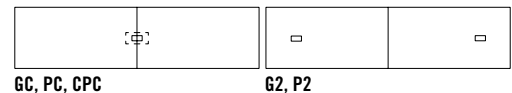
QUICKSHIP PROGRAM

ASSEMBLY REQUIRED



CPC, CPP2
Table center with electrical/communication module(s)

POSITIONING



GC, PC, CPC

G2, P2

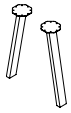
G3, P3, CPP2

W x D x H (in) W x D x H (mm) Code (\$)

LEGS, BASES AND ACCESSORIES FOR LONG-SPAN TABLES

Metal angled legs

Kit of 2 metal legs. **WM** at the end of the code indicates that one leg will have a cavity for cable management.



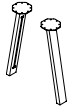
Without cable management

Without cable management			
1½ x 3 x 28	38 x 76 x 711	TNNN_-ATL228	482

Specify leg color (K,S,W).

With cable management			
1½ x 3 x 28	38 x 76 x 711	TNNN_-ATL228WM	514

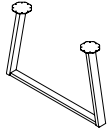
Specify leg color (K,S,W).



With cable management

Metal and wood VIVA bases

2 metal angled legs with wood crosspiece. **WM** at the end of the code indicates that one leg will have a cavity for cable management



Without cable management			
42 x 3 x 28	1066 x 76 x 711	TNNN_-VBTL228	675

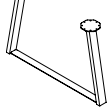
Specify leg color (K,S,W). Specify wood finish at the end of the product code (W20, W21).

With cable management			
42 x 3 x 28	1066 x 76 x 711	TNNN_-VBTL228WM	708

Specify leg color (K,S,W). Specify wood finish at the end of the product code (W20, W21).

Metal VIVA bases

2 angled legs with metal crosspiece. **WM** at the end of the code indicates that one leg will have a cavity for cable management.



Without cable management			
42 x 3 x 28	1066 x 76 x 711	TNNN_-VMTL228	571

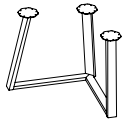
Specify base color (K, S, W).

With cable management			
42 x 3 x 28	1066 x 76 x 711	TNNN_-VMTL228WM	605

Specify base color (K, S, W).

Metal and wood TRIA bases

3 metal angled legs with wood crosspieces. **WM** at the end of the code indicates that one leg will have a cavity for cable management.



Without cable management			
41 x 23 x 28	1030 x 572 x 711	TNNN_-TBTL328	1,151

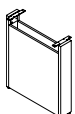
Specify leg color (K,S,W). Specify wood finish at the end of the product code (W20, W21).

With cable management			
41 x 23 x 28	1030 x 572 x 711	TNNN_-TBTL328WM	1,182

Specify leg color (K,S,W). Specify wood finish at the end of the product code (W20, W21).

Thermofused laminate bases

Base accommodates cables that plug into a floor outlet. **WM** at the end of the code indicates a base with 110° hinges and a storage compartment with lock.

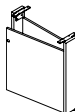


Without cable access

Without cable access			
24 x 4¾ x 28	618 x 120 x 711	TNNNN-LB0524	668
24 x 9 x 28	618 x 225 x 711	TNNNN-LB0924	737

With cable access			
24 x 4¾ x 28	618 x 120 x 711	TNNNN-LB0524WM	797
24 x 9 x 28	618 x 225 x 711	TNNNN-LB0924WM	936

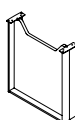
With cable access			
24 x 9 x 28	618 x 225 x 711	TNNNN-LB0924WM	936



With cable access

U-shape combined base

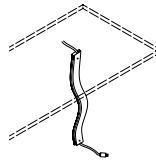
Laminate base with aluminum contours.



24 x 6 x 28	630 x 150 x 711	TNNN_-UCB24	703
-------------	-----------------	-------------	-----

Specify accent color (K, S, W).

Fabric vertical wire cover



W x D x H (in) W x D x H (mm) Code (\$)

Allows vertical cable management. Diameter of 2½" (63 mm). With zipper. All United Chair® standard fabrics are applicable.

			Gr1	Gr2	Gr3	Gr4	Gr5	Gr6	Gr8
2½ x 2½ x 52	63 x 63 x 1320	DVW48	103	108	119	125	138	152	165

Specify the fabric code at the end of the product code.

Cable management fasteners



Install beneath work surfaces. Make it possible to pinch cables beneath the work surface for cable management. Grey. Pack of 5.

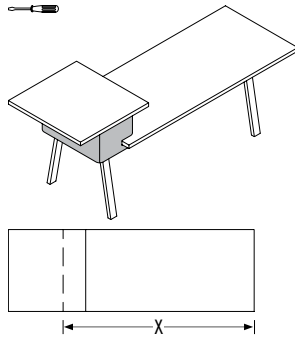
5½ x 1½ x 1	140 x 40 x 25	LGC-WMC05	119
-------------	---------------	-----------	-----

Approx. no. of seats W x D x H (in) X (in) W x D x H (mm) X (mm) Code

With options: GC (\$) G2 (\$) PC (\$) P2 (\$) CPC (\$) CPP (\$)

2-LEVEL SHARED TABLES – 36" OR 42" D

2-level shared tables – rectangular surfaces



Laminate surface 1 1/2" (38 mm) thick, 2 sections. 1 main surface 29 1/2" H (749 mm) and 1 raised surface to accommodate 1 upholstered support element. Channel for cable management included with option of grommet(s), electrical module(s) or table center. 4 metal legs included, one of them with a cavity for cable management. **Must be ordered separately:** upholstered support element. Please refer to the upholstery guide for applicable fabrics.

6	96 x 36 x 36 1/2-42 1/2	72	2400 x 900 x 927-1080	1800	T5N --CDRC3696	2,668	2,744	2,822	3,162	4,563	3,664	5,020
6	108 x 36 x 36 1/2-42 1/2	84	2700 x 900 x 927-1080	2100	T5N --CDRC36108	2,751	2,829	2,905	3,246	4,679	4,134	5,104
6	120 x 36 x 36 1/2-42 1/2	96	3000 x 900 x 927-1080	2400	T5N --CDRC36120	2,842	2,918	2,996	3,336	4,770	3,837	5,199
6	96 x 42 x 36 1/2-42 1/2	72	2400 x 1050 x 927-1080	1800	T5N --CDRC4296	2,751	2,829	2,905	3,246	4,648	3,747	5,104
6	108 x 42 x 36 1/2-42 1/2	84	2700 x 1050 x 927-1080	2100	T5N --CDRC42108	2,847	2,925	3,003	3,343	4,776	4,230	5,199
6	120 x 42 x 36 1/2-42 1/2	96	3000 x 1050 x 927-1080	2400	T5N --CDRC42120	2,945	3,021	3,099	3,439	4,873	3,940	5,303

Surface 5. Smooth edge N. Specify matching (N) or contrasting (K, S, W) edge. Specify accent color (K, S, W). Grommet/module option: specify the type of grommet/module at the end of the product code.

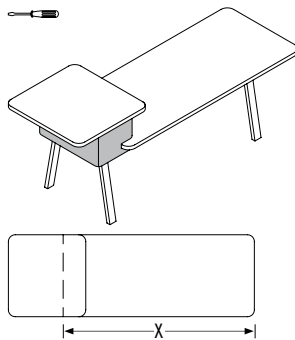
6	96 x 36 x 36 1/2-42 1/2	72	2400 x 900 x 927-1080	1800	T5K --CDRC3696	3,394	3,472	3,548	3,889	5,290	4,391	5,747
6	108 x 36 x 36 1/2-42 1/2	84	2700 x 900 x 927-1080	2100	T5K --CDRC36108	3,477	3,554	3,631	3,973	5,406	4,859	5,830
6	120 x 36 x 36 1/2-42 1/2	96	3000 x 900 x 927-1080	2400	T5K --CDRC36120	3,568	3,645	3,722	4,062	5,495	4,563	5,926
6	96 x 42 x 36 1/2-42 1/2	72	2400 x 1050 x 927-1080	1800	T5K --CDRC4296	3,477	3,554	3,631	3,973	5,373	4,474	5,830
6	108 x 42 x 36 1/2-42 1/2	84	2700 x 1050 x 927-1080	2100	T5K --CDRC42108	3,574	3,651	3,728	4,068	5,502	4,956	5,926
6	120 x 42 x 36 1/2-42 1/2	96	3000 x 1050 x 927-1080	2400	T5K --CDRC42120	3,671	3,747	3,824	4,165	5,599	4,667	6,029

Surface 5. Knife edge K. Specify matching (N) or contrasting (K, S, W) edge. Specify accent color (K, S, W). Grommet/module option: specify the type of grommet/module at the end of the product code.

Upholstered support element for 36" D (900 mm) raised surface						Gr1	Gr2	Gr3	Gr4	Gr5	Gr6	Gr8
6	16 x 29 x 7	400 x 725 x 178	TSM2907	1,497	1,523	1,542	1,557	1,583	1,620	1,678		
Upholstered support element for 42" D (1050 mm) raised surface												
6	16 x 29 x 13	400 x 725 x 331	TSM2913	1,588	1,613	1,640	1,671	1,703	1,773	1,870		

Specify the fabric code at the end of the product code.

2-level shared tables – rectangular surfaces with radius corners



Laminate surface 1 1/2" (38 mm) thick, 2 sections. 1 main surface 29 1/2" H (749 mm) and 1 raised surface to accommodate 1 upholstered support element. Channel for cable management included with option of grommet(s), electrical module(s) or table center. 4 metal legs included, one of them with a cavity for cable management. **Must be ordered separately:** upholstered support element. Please refer to the upholstery guide for applicable fabrics.

6	96 x 36 x 36 1/2-42 1/2	72	2400 x 900 x 927-1080	1800	T5N --CDRCR3696	3,015	3,091	3,168	3,510	4,911	4,011	5,367
6	108 x 36 x 36 1/2-42 1/2	84	2700 x 900 x 927-1080	2100	T5N --CDRCR36108	3,099	3,176	3,253	3,593	5,027	4,480	5,452
6	120 x 36 x 36 1/2-42 1/2	96	3000 x 900 x 927-1080	2400	T5N --CDRCR36120	3,187	3,265	3,343	3,682	5,117	4,185	5,548
6	96 x 42 x 36 1/2-42 1/2	72	2400 x 1050 x 927-1080	1800	T5N --CDRCR4296	3,099	3,176	3,253	3,593	4,994	4,094	5,452
6	108 x 42 x 36 1/2-42 1/2	84	2700 x 1050 x 927-1080	2100	T5N --CDRCR42108	3,194	3,272	3,349	3,691	5,122	4,577	5,548
6	120 x 42 x 36 1/2-42 1/2	96	3000 x 1050 x 927-1080	2400	T5N --CDRCR42120	3,290	3,369	3,446	3,786	5,219	4,288	5,651

Surface 5. Smooth edge N. Specify matching (N) or contrasting (K, S, W) edge. Specify accent color (K, S, W). Grommet/module option: specify the type of grommet/module at the end of the product code.

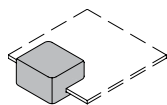
Upholstered support element for 36" D (900 mm) raised surface						Gr1	Gr2	Gr3	Gr4	Gr5	Gr6	Gr8
6	16 x 29 x 7	400 x 725 x 178	TSM2907	1,497	1,523	1,542	1,557	1,583	1,620	1,678		
Upholstered support element for 42" D (1050 mm) raised surface												
6	16 x 29 x 13	400 x 725 x 331	TSM2913	1,588	1,613	1,640	1,671	1,703	1,773	1,870		

Specify the fabric code at the end of the product code.

W x D x H (in) W x D x H (mm) Code (\$)

TABLE LECTERN

Upholstered lectern – 36" H



Installs on top of a freestanding table 29 1/2" H (749 mm) whose top is 1 1/2" (38 mm) thick, and only on a smooth edge. Tool-free installation. Total height 36 1/2" H (927 mm) once installed on a surface. Please refer to the upholstery guide for applicable fabrics.

20 x 18 x 9	500 x 450 x 229	TLC1820	1,382	1,409	1,427	1,453	1,479	1,537	1,608
-------------	-----------------	---------	-------	-------	-------	-------	-------	-------	-------

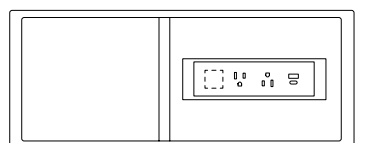
Specify the fabric code at the end of the product code.

TECHNOLOGY INTEGRATION

GC, G2
Grommet(s)

PC, P2
Electrical/communication module(s)

Can accept a connector (LGC-RJ45K, LGC-HDMI, LGC-USBC, etc.)



CPC, CPP
Table center with electrical/communication module

POSITIONING



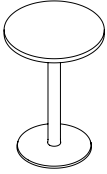
ASSEMBLY REQUIRED

QUORUM MULTICONFERENCE

Approx. no. of seats W x D x H (in) W x D x H (mm) Code (\$) With options: GC PC (\$)

MEETING TABLES

Round tables with disc base – 42" H



Laminate surfaces 1" (25 mm) or 1/2" (38 mm) thick. Metal disc base with integrated cable management. Option of grommet or electrical module.

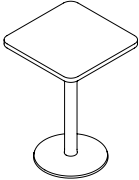
2	30 x 30 x 42	750 x 750 x 1067	T1N	-R3042DC	1,318	1,395	1,814
4	36 x 36 x 42	900 x 900 x 1067	T1N	-R3642DC	1,356	1,434	1,852

Surface 1. Smooth edge N. Specify matching (N) or contrasting (K, S, W) edge. Specify accent color (K, S, W). Grommet/module option: specify the type of grommet/module at the end of the product code.

2	30 x 30 x 42 1/2	750 x 750 x 1080	T5N	-R3042DC	1,357	1,435	1,853
4	36 x 36 x 42 1/2	900 x 900 x 1080	T5N	-R3642DC	1,403	1,482	1,900

Surface 5. Smooth edge N. Specify matching (N) or contrasting (K, S, W) edge. Specify accent color (K, S, W). Grommet/module option: specify the type of grommet/module at the end of the product code.

Square tables with radius corners and disc base – 42" H



Laminate surfaces 1" (25 mm) or 1/2" (38 mm) thick. Metal disc base with integrated cable management. Option of grommet or electrical module.

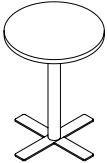
2	30 x 30 x 42	750 x 750 x 1067	T1N	-SQR3042DC	1,318	1,395	1,814
---	--------------	------------------	-----	------------	-------	-------	-------

Surface 1. Smooth edge N. Specify matching (N) or contrasting (K, S, W) edge. Specify accent color (K, S, W). Grommet/module option: specify the type of grommet/module (based on available options) at the end of the product code.

2	30 x 30 x 42 1/2	750 x 750 x 1080	T5N	-SQR3042DC	1,357	1,435	1,853
---	------------------	------------------	-----	------------	-------	-------	-------

Surface 5. Smooth edge N. Specify matching (N) or contrasting (K, S, W) edge. Specify accent color (K, S, W). Grommet/module option: specify the type of grommet/module at the end of the product code.

Round tables with X-base – 42" H



Laminate surfaces 1" (25 mm) or 1/2" (38 mm) thick. Metal X-base with integrated cable management. Option of grommet or electrical module.

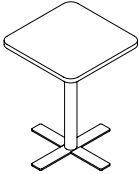
2	30 x 30 x 42	750 x 750 x 1067	T1N	-R3042XB	1,105	1,181	1,598
4	36 x 36 x 42	900 x 900 x 1067	T1N	-R3642XB	1,143	1,220	1,639

Surface 1. Smooth edge N. Specify matching (N) or contrasting (K, S, W) edge. Specify accent color (K, S, W). Grommet/module option: specify the type of grommet/module at the end of the product code.

2	30 x 30 x 42 1/2	750 x 750 x 1080	T5N	-R3042XB	1,145	1,222	1,640
4	36 x 36 x 42 1/2	900 x 900 x 1080	T5N	-R3642XB	1,234	1,312	1,729

Surface 5. Smooth edge N. Specify matching (N) or contrasting (K, S, W) edge. Specify accent color (K, S, W). Grommet/module option: specify the type of grommet/module at the end of the product code.

Square tables with radius corners and X-base – 42" H



Laminate surfaces 1" (25 mm) or 1/2" (38 mm) thick. Metal X-base with integrated cable management. Option of grommet or electrical module.

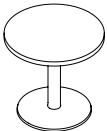
2	30 x 30 x 42	750 x 750 x 1067	T1N	-SQR3042XB	1,105	1,181	1,598
---	--------------	------------------	-----	------------	-------	-------	-------

Surface 1. Smooth edge N. Specify matching (N) or contrasting (K, S, W) edge. Specify accent color (K, S, W). Grommet/module option: specify the type of grommet/module at the end of the product code.

2	30 x 30 x 42 1/2	750 x 750 x 1080	T5N	-SQR3042XB	1,145	1,222	1,640
---	------------------	------------------	-----	------------	-------	-------	-------

Surface 5. Smooth edge N. Specify matching (N) or contrasting (K, S, W) edge. Specify accent color (K, S, W). Grommet/module option: specify the type of grommet/module at the end of the product code.

Round tables with disc base – 29" H



Laminate surfaces 1" (25 mm) or 1/2" (38 mm) thick. Metal disc base with integrated cable management. Option of grommet or electrical module.

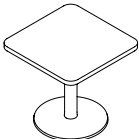
2	30 x 30 x 29	750 x 750 x 736	T1N	-R3029DC	1,271	1,348	1,767
4	36 x 36 x 29	900 x 900 x 736	T1N	-R3629DC	1,308	1,386	1,804
4	42 x 42 x 29	1050 x 1050 x 736	T1N	-R4229DC	1,594	1,671	2,088

Surface 1. Smooth edge N. Specify matching (N) or contrasting (K, S, W) edge. Specify accent color (K, S, W). Grommet/module option: specify the type of grommet/module at the end of the product code.

2	30 x 30 x 29 1/2	750 x 750 x 749	T5N	-R3029DC	1,312	1,389	1,806
4	36 x 36 x 29 1/2	900 x 900 x 749	T5N	-R3629DC	1,356	1,434	1,852
4	42 x 42 x 29 1/2	1050 x 1050 x 749	T5N	-R4229DC	1,651	1,729	2,148

Surface 5. Smooth edge N. Specify matching (N) or contrasting (K, S, W) edge. Specify accent color (K, S, W). Grommet/module option: specify the type of grommet/module at the end of the product code.

Square tables with radius corners and disc base – 29" H



Laminate surfaces 1" (25 mm) or 1/2" (38 mm) thick. Metal disc base with integrated cable management. Option of grommet or electrical module.

2	30 x 30 x 29	750 x 750 x 736	T1N	-SQR3029DC	1,271	1,348	1,767
---	--------------	-----------------	-----	------------	-------	-------	-------

Surface 1. Smooth edge N. Specify matching (N) or contrasting (K, S, W) edge. Specify accent color (K, S, W). Grommet/module option: specify the type of grommet/module at the end of the product code.

2	30 x 30 x 29 1/2	750 x 750 x 749	T5N	-SQR3029DC	1,312	1,389	1,806
---	------------------	-----------------	-----	------------	-------	-------	-------

Surface 5. Smooth edge N. Specify matching (N) or contrasting (K, S, W) edge. Specify accent color (K, S, W). Grommet/module option: specify the type of grommet/module at the end of the product code.

TECHNOLOGY INTEGRATION



GC
Grommet



PC
Electrical/communication module

POSITIONING



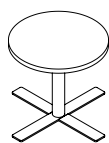
GC, PC

= ASSEMBLY REQUIRED

= QUICKSHIP PROGRAM

Approx. no. of seats W x D x H (in) W x D x H (mm) Code (\$) With options: GC (\$) PC (\$)

Round tables with X-base – 29" H



Laminate surfaces 1" (25 mm) or 1 1/2" (38 mm) thick. Metal X-base with integrated cable management. Option of grommet or electrical module.

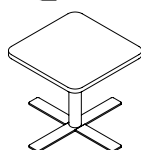
2	30 x 30 x 29	750 x 750 x 736	T1N -R3029XB	1,059	1,135	1,553
4	36 x 36 x 29	900 x 900 x 736	T1N -R3629XB	1,149	1,225	1,643
4	42 x 42 x 29	1050 x 1050 x 736	T1N -R4229XB	1,227	1,305	1,723

Surface 1. Smooth edge N. Specify matching (N) or contrasting (K, S, W) edge. Specify accent color (K, S, W). Grommet/module option: specify the type of grommet/module at the end of the product code.

2	30 x 30 x 29 1/2	750 x 750 x 749	T5N -R3029XB	1,099	1,177	1,594
4	36 x 36 x 29 1/2	900 x 900 x 749	T5N -R3629XB	1,197	1,273	1,691
4	42 x 42 x 29 1/2	1050 x 1050 x 749	T5N -R4229XB	1,286	1,363	1,781

Surface 5. Smooth edge N. Specify matching (N) or contrasting (K, S, W) edge. Specify accent color (K, S, W). Grommet/module option: specify the type of grommet/module at the end of the product code.

Square tables with radius corners and X-base – 29" H



Laminate surfaces 1" (25 mm) or 1 1/2" (38 mm) thick. Metal X-base with integrated cable management. Option of grommet or electrical module.

2	30 x 30 x 29	750 x 750 x 736	T1N -SQR3029XB	1,059	1,135	1,553
4	36 x 36 x 29	900 x 900 x 736	T1N -SQR3629XB	1,149	1,225	1,643

Surface 1. Smooth edge N. Specify matching (N) or contrasting (K, S, W) edge. Specify accent color (K, S, W). Grommet/module option: specify the type of grommet/module at the end of the product code.

2	30 x 30 x 29 1/2	750 x 750 x 749	T5N -SQR3029XB	1,099	1,177	1,594
4	36 x 36 x 29 1/2	900 x 900 x 749	T5N -SQR3629XB	1,197	1,273	1,691

Surface 5. Smooth edge N. Specify matching (N) or contrasting (K, S, W) edge. Specify accent color (K, S, W). Grommet/module option: specify the type of grommet/module at the end of the product code.

MEETING TABLES WITH XTRA BASE

Round tables with XTRA base – 29" H



Laminate surfaces 1" (25 mm) or 1 1/2" (38 mm) thick. 4 metal legs, including one leg with a cavity for cable management. Wood X crosspieces. Option of grommet or electrical module.


4	42 x 42 x 29	1050 x 1050 x 736	T1N -R4229XTB	1,993	2,071	2,488
4	48 x 48 x 29	1200 x 1200 x 736	T1N -R4829XTB	2,048	2,124	2,542
4	54 x 54 x 29	1350 x 1350 x 736	T1N -R5429XTB	2,106	2,183	2,600
4	60 x 60 x 29	1500 x 1500 x 736	T1N -R6029XTB	2,154	2,230	2,648

Surface 1. Smooth edge N. Specify matching (N) or contrasting (K, S, W) edge. Specify accent color (K, S, W). Specify wood finish (W20, W21). Grommet/module option: specify the type of grommet/module at the end of the product code.

4	42 x 42 x 29 1/2	1050 x 1050 x 749	T5N -R4229XTB	2,119	2,195	2,614
4	48 x 48 x 29 1/2	1200 x 1200 x 749	T5N -R4829XTB	2,194	2,272	2,690
4	54 x 54 x 29 1/2	1350 x 1350 x 749	T5N -R5429XTB	2,277	2,354	2,772
4	60 x 60 x 29 1/2	1500 x 1500 x 749	T5N -R6029XTB	2,346	2,423	2,842

Surface 5. Smooth edge N. Specify matching (N) or contrasting (K, S, W) edge. Specify accent color (K, S, W). Specify wood finish (W20, W21). Grommet/module option: specify the type of grommet/module at the end of the product code.

Square tables with radius corners and XTRA base – 29" H



Laminate surfaces 1" (25 mm) or 1 1/2" (38 mm) thick. 4 metal legs, including one leg with a cavity for cable management. Wood X crosspieces. Option of grommet or electrical module.

4	42 x 42 x 29	1050 x 1050 x 736	T1N -SQR4229XTB	1,980	2,056	2,474
4	48 x 48 x 29	1200 x 1200 x 736	T1N -SQR4829XTB	2,018	2,097	2,514
4	54 x 54 x 29	1350 x 1350 x 736	T1N -SQR5429XTB	2,083	2,159	2,577
4	60 x 60 x 29	1500 x 1500 x 736	T1N -SQR6029XTB	2,128	2,205	2,622

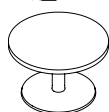
Surface 1. Smooth edge N. Specify matching (N) or contrasting (K, S, W) edge. Specify accent color (K, S, W). Specify wood finish (W20, W21). Grommet/module option: specify the type of grommet/module at the end of the product code.

4	42 x 42 x 29 1/2	1050 x 1050 x 749	T5N -SQR4229XTB	2,063	2,140	2,560
4	48 x 48 x 29 1/2	1200 x 1200 x 749	T5N -SQR4829XTB	2,140	2,218	2,636
4	54 x 54 x 29 1/2	1350 x 1350 x 749	T5N -SQR5429XTB	2,225	2,301	2,719
4	60 x 60 x 29 1/2	1500 x 1500 x 749	T5N -SQR6029XTB	2,295	2,371	2,790

Surface 5. Smooth edge N. Specify matching (N) or contrasting (K, S, W) edge. Specify accent color (K, S, W). Specify wood finish (W20, W21). Grommet/module option: specify the type of grommet/module at the end of the product code.

OCCASIONAL TABLES

Round tables with disc base – 20" H



Laminate surfaces 1" (25 mm) or 1 1/2" (38 mm) thick. Metal disc base with integrated cable management. Option of grommet or electrical module.

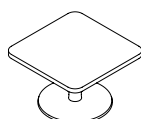
	24 x 24 x 20	600 x 600 x 508	T1N -R2420DC	1,182	1,259	1,678
	30 x 30 x 20	750 x 750 x 508	T1N -R3020DC	1,233	1,310	1,728
	36 x 36 x 20	900 x 900 x 508	T1N -R3620DC	1,244	1,321	1,739

Surface 1. Smooth edge N. Specify matching (N) or contrasting (K, S, W) edge. Specify accent color (K, S, W). Grommet/module option: specify the type of grommet/module at the end of the product code.

	24 x 24 x 20 1/2	600 x 600 x 521	T5N -R2420DC	1,215	1,292	1,711
	30 x 30 x 20 1/2	750 x 750 x 521	T5N -R3020DC	1,273	1,350	1,768
	36 x 36 x 20 1/2	900 x 900 x 521	T5N -R3620DC	1,292	1,368	1,787

Surface 5. Smooth edge N. Specify matching (N) or contrasting (K, S, W) edge. Specify accent color (K, S, W). Grommet/module option: specify the type of grommet/module at the end of the product code.

Square tables with radius corners and disc base – 20" H



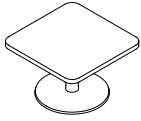
Laminate surfaces 1" (25 mm) or 1 1/2" (38 mm) thick. Metal disc base with integrated cable management. Option of grommet or electrical module.

	24 x 24 x 20	600 x 600 x 508	T1N -SQR2420DC	1,182	1,259	1,678
	30 x 30 x 20	750 x 750 x 508	T1N -SQR3020DC	1,233	1,310	1,728

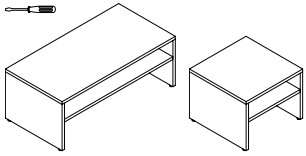
Surface 1. Smooth edge N. Specify matching (N) or contrasting (K, S, W) edge. Specify accent color (K, S, W). Grommet/module option: specify the type of grommet/module at the end of the product code.

	W x D x H (in)	W x D x H (mm)	Code	(\$)	With options:	
					GC (\$)	PC (\$)
Square tables with radius corners and disc base – 20" H (cont'd)	24 x 24 x 20½	600 x 600 x 521	T5N --SQR2420DC	1,215	1,292	1,711
	30 x 30 x 20½	750 x 750 x 521	T5N --SQR3020DC	1,273	1,350	1,768
	36 x 36 x 20½	900 x 900 x 521	T5N --SQR3620DC	1,292	1,368	1,787

Surface 5. Smooth edge N. Specify matching (N) or contrasting (K, S, W) edge. Specify accent color (K, S, W). Grommet/module option: specify the type of grommet/module at the end of the product code.



Magazine tables



Laminate surfaces 1" (25 mm) or 1½" (38 mm) thick. Open storage space. Available in 1 tone only.

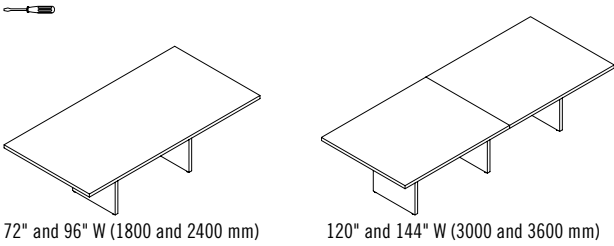
24 x 24 x 18	600 x 600 x 463	T1NNN-ST242418	823
48 x 24 x 18	1200 x 600 x 463	T1NNN-ST244818	976
Surface 1. Smooth edge N.			
24 x 24 x 18¾	600 x 600 x 476	T5NNN-ST242418	883
48 x 24 x 18¾	1200 x 600 x 476	T5NNN-ST244818	1,084
Surface 5. Smooth edge N.			

Approx. no. of seats

W x D x H (in) Y (in) W x D x H (mm) Y (mm) Code (\$)

CONFERENCE TABLES

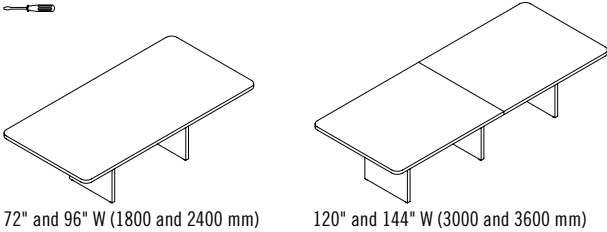
Rectangular tables with panel base – 29" H



Laminate surfaces and base 1½" (38 mm) thick.

6	72 x 36 x 29½	1800 x 900 x 749	T5N_N-RC367229LB	1,403
8	96 x 48 x 29½	2400 x 1200 x 749	T5N_N-RC489629LB	1,752
8	120 x 48 x 29½	3000 x 1200 x 749	T5N_N-RC4812029LB	2,421
8	144 x 48 x 29½	3600 x 1200 x 749	T5N_N-RC4814429LB	2,497
Surface 5. Smooth edge N. Specify matching (N) or contrasting (K, S, W) edge.				
6	72 x 36 x 29½	1800 x 900 x 749	T5K_N-RC367229LB	1,622
8	96 x 48 x 29½	2400 x 1200 x 749	T5K_N-RC489629LB	2,194
8	120 x 48 x 29½	3000 x 1200 x 749	T5K_N-RC4812029LB	3,167
8	144 x 48 x 29½	3600 x 1200 x 749	T5K_N-RC4814429LB	3,535
Surface 5. Knife edge K. Specify matching (N) or contrasting (K, S, W) edge.				

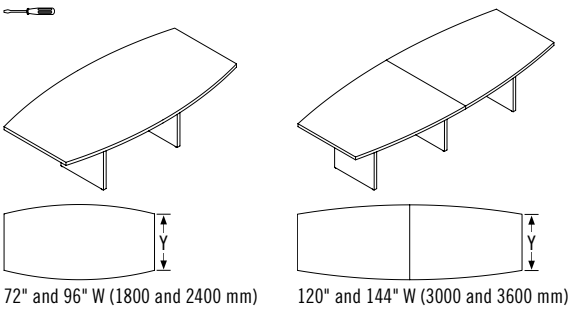
Rectangular tables with radius corners and panel base – 29" H



Laminate surfaces and base 1½" (38 mm) thick.

6	72 x 36 x 29½	1800 x 900 x 749	T5N_N-RCR367229LB	1,535
8	96 x 48 x 29½	2400 x 1200 x 749	T5N_N-RCR489629LB	1,880
8	120 x 48 x 29½	3000 x 1200 x 749	T5N_N-RCR4812029LB	2,549
8	144 x 48 x 29½	3600 x 1200 x 749	T5N_N-RCR4814429LB	2,628
Surface 5. Smooth edge N. Specify matching (N) or contrasting (K, S, W) edge.				

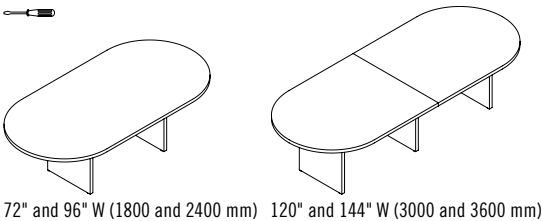
Boat tables with base panel – 29" H



Laminate surfaces and base 1½" (38 mm) thick.

6	72 x 36 x 29½	30	1800 x 900 x 749	750	T5N_N-B367229LB	1,535
8	96 x 48 x 29½	36	2400 x 1200 x 749	900	T5N_N-B489629LB	1,880
8	120 x 48 x 29½	36	3000 x 1200 x 749	900	T5N_N-B4812029LB	2,549
8	144 x 48 x 29½	36	3600 x 1200 x 749	900	T5N_N-B4814429LB	2,628
Surface 5. Smooth edge N. Specify matching (N) or contrasting (K, S, W) edge.						

Racetrack tables with panel base – 29" H



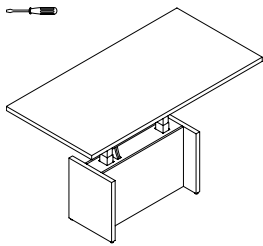
Laminate surfaces and base 1½" (38 mm) thick.

6	72 x 36 x 29½	1800 x 900 x 749	T5N_N-RT367229LB	1,535
8	96 x 48 x 29½	2400 x 1200 x 749	T5N_N-RT489629LB	1,880
8	120 x 48 x 29½	3000 x 1200 x 749	T5N_N-RT4812029LB	2,549
8	144 x 48 x 29½	3600 x 1200 x 749	T5N_N-RT4814429LB	2,628
Surface 5. Smooth edge N. Specify matching (N) or contrasting (K, S, W) edge.				

Approx. no. of seats	W x D x H (in)	W x D x H (mm)	Code	(\$)	With options:			
					GC (\$)	G2 (\$)	PC (\$)	P2 (\$)

ELECTRIC HEIGHT ADJUSTABLE CONFERENCE TABLES

Rectangular electric height adjustable tables – 27" to 44½" H



Tables 72" and 78" W (1800 and 1950 mm): 2 columns (1 grommet or module possible).

Tables 84" and 96" W (2100 and 2400 mm): 3 columns (2 grommets or modules possible).

Laminate surface 1½" (38 mm) thick. Channel for cable management and vertical wire cover included. Laminate base with finishing mat. Removable interior panel for cable management. 120" L (3048 mm) cable with plug for wall outlet. 2" H (50 mm) clearance beneath work surface for floor outlet (monument). Option of grommet(s) or electrical module(s). Recommended functional load capacity: 125 lbs (56 kg).

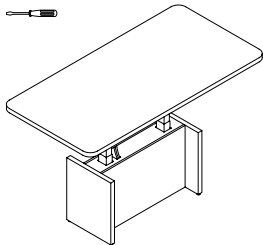
6	72 x 36 x 27-44½	1800 x 900 x 686-1130	T5N_-RC3672SG	5,452	5,528	-	6,074	-
6	78 x 36 x 27-44½	1950 x 900 x 686-1130	T5N_-RC3678SG	5,541	5,618	-	6,222	-
8	84 x 36 x 27-44½	2100 x 900 x 686-1130	T5N_-RC3684SG	5,920	-	6,074	-	7,907
8	96 x 36 x 27-44½	2400 x 900 x 686-1130	T5N_-RC3696SG	6,113	-	6,268	-	8,099
6	72 x 42 x 27-44½	1800 x 1050 x 686-1130	T5N_-RC4272SG	5,495	5,573	-	6,119	-
6	78 x 42 x 27-44½	1950 x 1050 x 686-1130	T5N_-RC4278SG	5,593	5,670	-	6,273	-
8	84 x 42 x 27-44½	2100 x 1050 x 686-1130	T5N_-RC4284SG	5,971	-	6,125	-	7,958
8	96 x 42 x 27-44½	2400 x 1050 x 686-1130	T5N_-RC4296SG	6,170	-	6,324	-	8,157

Surface 5. Smooth edge N. Specify matching (N) or contrasting (K, S, W) edge. Specify accent color (K, S, W). Grommet/module option: specify the type of grommet/module at the end of the product code.

6	72 x 36 x 27-44½	1800 x 900 x 686-1130	T5K_-RC3672SG	5,734	5,810	-	6,357	-
6	78 x 36 x 27-44½	1950 x 900 x 686-1130	T5K_-RC3678SG	5,868	5,946	-	6,551	-
8	84 x 36 x 27-44½	2100 x 900 x 686-1130	T5K_-RC3684SG	6,261	-	6,415	-	8,247
8	96 x 36 x 27-44½	2400 x 900 x 686-1130	T5K_-RC3696SG	6,401	-	6,556	-	8,388
6	72 x 42 x 27-44½	1800 x 1050 x 686-1130	T5K_-RC4272SG	5,784	5,862	-	6,409	-
6	78 x 42 x 27-44½	1950 x 1050 x 686-1130	T5K_-RC4278SG	5,881	5,958	-	6,562	-
8	84 x 42 x 27-44½	2100 x 1050 x 686-1130	T5K_-RC4284SG	6,299	-	6,454	-	8,285
8	96 x 42 x 27-44½	2400 x 1050 x 686-1130	T5K_-RC4296SG	6,480	-	6,633	-	8,465

Surface 5. Knife edge K. Specify matching (N) or contrasting (K, S, W) edge. Specify accent color (K, S, W). Grommet/module option: specify the type of grommet/module at the end of the product code.

Rectangular electric height adjustable tables with radius corners – 27" to 44½" H



Tables 72" and 78" W (1800 and 1950 mm): 2 columns (1 grommet or module possible).

Tables 84" and 96" W (2100 and 2400 mm): 3 columns (2 grommets or modules possible).

Laminate surface 1½" (38 mm) thick. Channel for cable management and vertical wire cover included. Laminate base with finishing mat. Removable interior panel for cable management. 120" L (3048 mm) cable with plug for wall outlet. 2" H (50 mm) clearance beneath work surface for floor outlet (monument). Option of grommet(s) or electrical module(s). Recommended functional load capacity: 125 lbs (56 kg).

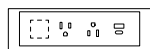
6	72 x 36 x 27-44½	1800 x 900 x 686-1130	T5N_-RCR3672SG	5,553	5,631	-	6,177	-
6	78 x 36 x 27-44½	1950 x 900 x 686-1130	T5N_-RCR3678SG	5,645	5,722	-	6,324	-
8	84 x 36 x 27-44½	2100 x 900 x 686-1130	T5N_-RCR3684SG	6,023	-	6,177	-	8,009
8	96 x 36 x 27-44½	2400 x 900 x 686-1130	T5N_-RCR3696SG	6,216	-	6,370	-	8,201
6	72 x 42 x 27-44½	1800 x 1050 x 686-1130	T5N_-RCR4272SG	5,599	5,676	-	6,222	-
6	78 x 42 x 27-44½	1950 x 1050 x 686-1130	T5N_-RCR4278SG	5,696	5,773	-	6,376	-
8	84 x 42 x 27-44½	2100 x 1050 x 686-1130	T5N_-RCR4284SG	6,074	-	6,228	-	8,060
8	96 x 42 x 27-44½	2400 x 1050 x 686-1130	T5N_-RCR4296SG	6,273	-	6,428	-	8,258

Surface 5. Smooth edge N. Specify matching (N) or contrasting (K, S, W) edge. Specify accent color (K, S, W). Grommet/module option: specify the type of grommet/module at the end of the product code.

TECHNOLOGY INTEGRATION



GC, G2
Grommet(s)



PC, P2
Electrical/communication module(s)



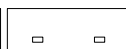
Can accept a connector
(LGC-RJ45K, LGC-HDMI, LGC-USBC, etc.)

ASSEMBLY REQUIRED

POSITIONING



GC, PC



G2, P2

W x D x H (in) W x D x H (mm) Code (\$)

ELECTRIC HEIGHT ADJUSTABLE TABLES

Rectangular tables



Surfaces 1" (25 mm) or 1/2" (38 mm) thick. Metal C-base. 120" L (3048 mm) cable with plug for wall outlet.

1" (25 mm) surfaces: Minimum position of 24" (607 mm) and maximum position of 49 1/2" (1257 mm).

46 x 23 x 24-49 1/2	1150 x 585 x 607-1257	T1N_-RCA2346GC	2,424
52 x 23 x 24-49 1/2	1300 x 585 x 607-1257	T1N_-RCA2352GC	2,438
58 x 23 x 24-49 1/2	1450 x 585 x 607-1257	T1N_-RCA2358GC	2,450
64 x 23 x 24-49 1/2	1600 x 585 x 607-1257	T1N_-RCA2364GC	2,459
70 x 23 x 24-49 1/2	1750 x 585 x 607-1257	T1N_-RCA2370GC	2,472
46 x 29 x 24-49 1/2	1150 x 725 x 607-1257	T1N_-RCA2946GC	2,450
52 x 29 x 24-49 1/2	1300 x 725 x 607-1257	T1N_-RCA2952GC	2,467
58 x 29 x 24-49 1/2	1450 x 725 x 607-1257	T1N_-RCA2958GC	2,478
64 x 29 x 24-49 1/2	1600 x 725 x 607-1257	T1N_-RCA2964GC	2,486
70 x 29 x 24-49 1/2	1750 x 725 x 607-1257	T1N_-RCA2970GC	2,498

Surface 1. Smooth edge N. Specify matching (N) or contrasting (K, S, W) edge. Specify accent color (K, S, W).

1/2" (38 mm) surfaces: Minimum position of 24 1/2" (620 mm) and maximum position of 50" (1270 mm).

46 x 23 x 24 1/2-50	1150 x 585 x 620-1270	T5N_-RCA2346GC	2,472
52 x 23 x 24 1/2-50	1300 x 585 x 620-1270	T5N_-RCA2352GC	2,486
58 x 23 x 24 1/2-50	1450 x 585 x 620-1270	T5N_-RCA2358GC	2,498
64 x 23 x 24 1/2-50	1600 x 585 x 620-1270	T5N_-RCA2364GC	2,520
70 x 23 x 24 1/2-50	1750 x 585 x 620-1270	T5N_-RCA2370GC	2,534
46 x 29 x 24 1/2-50	1150 x 725 x 620-1270	T5N_-RCA2946GC	2,498
52 x 29 x 24 1/2-50	1300 x 725 x 620-1270	T5N_-RCA2952GC	2,520
58 x 29 x 24 1/2-50	1450 x 725 x 620-1270	T5N_-RCA2958GC	2,541
64 x 29 x 24 1/2-50	1600 x 725 x 620-1270	T5N_-RCA2964GC	2,554
70 x 29 x 24 1/2-50	1750 x 725 x 620-1270	T5N_-RCA2970GC	2,575

Surface 5. Smooth edge N. Specify matching (N) or contrasting (K, S, W) edge. Specify accent color (K, S, W).

46 x 23 x 24 1/2-50	1150 x 585 x 620-1270	T5K_-RCA2346GC	2,700
52 x 23 x 24 1/2-50	1300 x 585 x 620-1270	T5K_-RCA2352GC	2,714
58 x 23 x 24 1/2-50	1450 x 585 x 620-1270	T5K_-RCA2358GC	2,735
64 x 23 x 24 1/2-50	1600 x 585 x 620-1270	T5K_-RCA2364GC	2,753
70 x 23 x 24 1/2-50	1750 x 585 x 620-1270	T5K_-RCA2370GC	2,768
46 x 29 x 24 1/2-50	1150 x 725 x 620-1270	T5K_-RCA2946GC	2,748
52 x 29 x 24 1/2-50	1300 x 725 x 620-1270	T5K_-RCA2952GC	2,768
58 x 29 x 24 1/2-50	1450 x 725 x 620-1270	T5K_-RCA2958GC	2,788
64 x 29 x 24 1/2-50	1600 x 725 x 620-1270	T5K_-RCA2964GC	2,816
70 x 29 x 24 1/2-50	1750 x 725 x 620-1270	T5K_-RCA2970GC	2,837

Surface 5. Knife edge K. Specify matching (N) or contrasting (K, S, W) edge. Specify accent color (K, S, W).

Rectangular tables with modesty panel



Surfaces 1" (25 mm) or 1/2" (38 mm) thick. Metal C-base. Laminate modesty panel 12" (300 mm) H. 120" L (3048 mm) cable with plug for wall outlet.

1" (25 mm) surfaces: Minimum position of 24" (607 mm) and maximum position of 49 1/2" (1257 mm).

46 x 23 x 24-49 1/2	1150 x 585 x 607-1257	T1N_-RCAM2346GC	2,685
52 x 23 x 24-49 1/2	1300 x 585 x 607-1257	T1N_-RCAM2352GC	2,700
58 x 23 x 24-49 1/2	1450 x 585 x 607-1257	T1N_-RCAM2358GC	2,714
64 x 23 x 24-49 1/2	1600 x 585 x 607-1257	T1N_-RCAM2364GC	2,719
70 x 23 x 24-49 1/2	1750 x 585 x 607-1257	T1N_-RCAM2370GC	2,735
46 x 29 x 24-49 1/2	1150 x 725 x 607-1257	T1N_-RCAM2946GC	2,714
52 x 29 x 24-49 1/2	1300 x 725 x 607-1257	T1N_-RCAM2952GC	2,726
58 x 29 x 24-49 1/2	1450 x 725 x 607-1257	T1N_-RCAM2958GC	2,741
64 x 29 x 24-49 1/2	1600 x 725 x 607-1257	T1N_-RCAM2964GC	2,748
70 x 29 x 24-49 1/2	1750 x 725 x 607-1257	T1N_-RCAM2970GC	2,761

Surface 1. Smooth edge N. Specify matching (N) or contrasting (K, S, W) edge. Specify accent color (K, S, W).

1/2" (38 mm) surfaces: Minimum position of 24 1/2" (620 mm) and maximum position of 50" (1270 mm).

46 x 23 x 24 1/2-50	1150 x 585 x 620-1270	T5N_-RCAM2346GC	2,735
52 x 23 x 24 1/2-50	1300 x 585 x 620-1270	T5N_-RCAM2352GC	2,748
58 x 23 x 24 1/2-50	1450 x 585 x 620-1270	T5N_-RCAM2358GC	2,761
64 x 23 x 24 1/2-50	1600 x 585 x 620-1270	T5N_-RCAM2364GC	2,783
70 x 23 x 24 1/2-50	1750 x 585 x 620-1270	T5N_-RCAM2370GC	2,796
46 x 29 x 24 1/2-50	1150 x 725 x 620-1270	T5N_-RCAM2946GC	2,761
52 x 29 x 24 1/2-50	1300 x 725 x 620-1270	T5N_-RCAM2952GC	2,783

Rectangular tables with modesty panel (cont'd)

W x D x H (in) W x D x H (mm) Code (\$)

58 x 29 x 24 1/2-50	1450 x 725 x 620-1270	T5N_-RCAM2958GC	2,802
64 x 29 x 24 1/2-50	1600 x 725 x 620-1270	T5N_-RCAM2964GC	2,816
70 x 29 x 24 1/2-50	1750 x 725 x 620-1270	T5N_-RCAM2970GC	2,837

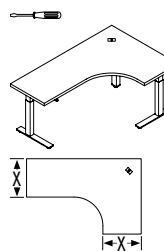
Surface 5. Smooth edge N. Specify matching (N) or contrasting (K, S, W) edge. Specify accent color (K, S, W).

46 x 23 x 24 1/2-50	1150 x 585 x 620-1270	T5K_-RCAM2346GC	2,962
52 x 23 x 24 1/2-50	1300 x 585 x 620-1270	T5K_-RCAM2352GC	2,975
58 x 23 x 24 1/2-50	1450 x 585 x 620-1270	T5K_-RCAM2358GC	2,996
64 x 23 x 24 1/2-50	1600 x 585 x 620-1270	T5K_-RCAM2364GC	3,016
70 x 23 x 24 1/2-50	1750 x 585 x 620-1270	T5K_-RCAM2370GC	3,031
46 x 29 x 24 1/2-50	1150 x 725 x 620-1270	T5K_-RCAM2946GC	3,003
52 x 29 x 24 1/2-50	1300 x 725 x 620-1270	T5K_-RCAM2952GC	3,031
58 x 29 x 24 1/2-50	1450 x 725 x 620-1270	T5K_-RCAM2958GC	3,051
64 x 29 x 24 1/2-50	1600 x 725 x 620-1270	T5K_-RCAM2964GC	3,078
70 x 29 x 24 1/2-50	1750 x 725 x 620-1270	T5K_-RCAM2970GC	3,101

Surface 5. Knife edge K. Specify matching (N) or contrasting (K, S, W) edge. Specify accent color (K, S, W).

W x D x H (in) X (in) W x D x H (mm) X (mm) Code (\$)

Left extended corner tables – 23" D



Surfaces 1" (25 mm) or 1/2" (38 mm) thick. 1 rectangular grommet. Metal triple C-base. 120" L (3048 mm) cable with plug for wall outlet.

1" (25 mm) surfaces: Minimum position of 24" (607 mm) and maximum position of 49 1/2" (1257 mm).

58 x 40 x 24-49 1/2	23	1450 x 1000 x 607-1257	585	T1N_-CMA584023GC	3,455
64 x 40 x 24-49 1/2	23	1600 x 1000 x 607-1257	585	T1N_-CMA644023GC	3,463
70 x 40 x 24-49 1/2	23	1750 x 1000 x 607-1257	585	T1N_-CMA704023GC	3,477
76 x 40 x 24-49 1/2	23	1900 x 1000 x 607-1257	585	T1N_-CMA764023GC	3,484
82 x 40 x 24-49 1/2	23	2050 x 1000 x 607-1257	585	T1N_-CMA824023GC	3,498
58 x 46 x 24-49 1/2	23	1450 x 1150 x 607-1257	585	T1N_-CMA584623GC	3,463
64 x 46 x 24-49 1/2	23	1600 x 1150 x 607-1257	585	T1N_-CMA644623GC	3,477
70 x 46 x 24-49 1/2	23	1750 x 1150 x 607-1257	585	T1N_-CMA704623GC	3,484
76 x 46 x 24-49 1/2	23	1900 x 1150 x 607-1257	585	T1N_-CMA764623GC	3,498
82 x 46 x 24-49 1/2	23	2050 x 1150 x 607-1257	585	T1N_-CMA824623GC	3,504
58 x 52 x 24-49 1/2	23	1450 x 1300 x 607-1257	585	T1N_-CMA585223GC	3,477
64 x 52 x 24-49 1/2	23	1600 x 1300 x 607-1257	585	T1N_-CMA645223GC	3,484
70 x 52 x 24-49 1/2	23	1750 x 1300 x 607-1257	585	T1N_-CMA705223GC	3,498
76 x 52 x 24-49 1/2	23	1900 x 1300 x 607-1257	585	T1N_-CMA765223GC	3,504
82 x 52 x 24-49 1/2	23	2050 x 1300 x 607-1257	585	T1N_-CMA825223GC	3,519
58 x 58 x 24-49 1/2	23	1450 x 1450 x 607-1257	585	T1N_-CMA585823GC	3,484
64 x 58 x 24-49 1/2	23	1600 x 1450 x 607-1257	585	T1N_-CMA645823GC	3,498
70 x 58 x 24-49 1/2	23	1750 x 1450 x 607-1257	585	T1N_-CMA705823GC	3,504
76 x 58 x 24-49 1/2	23	1900 x 1450 x 607-1257	585	T1N_-CMA765823GC	3,519
82 x 58 x 24-49 1/2	23	2050 x 1450 x 607-1257	585	T1N_-CMA825823GC	3,525

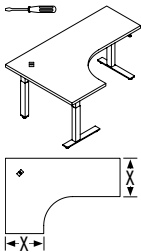
Surface 1. Smooth edge N. Specify matching (N) or contrasting (K, S, W) edge. Specify accent color (K, S, W).

1/2" (38 mm) surfaces: Minimum position of 24 1/2" (620 mm) and maximum position of 50" (1270 mm).

58 x 40 x 24 1/2-50	23	1450 x 1000 x 620-1270	585	T5N_-CMA584023GC	3,525
64 x 40 x 24 1/2-50	23	1600 x 1000 x 620-1270	585	T5N_-CMA644023GC	3,540
70 x 40 x 24 1/2-50	23	1750 x 1000 x 620-1270	585	T5N_-CMA704023GC	3,561
76 x 40 x 24 1/2-50	23	1900 x 1000 x 620-1270	585	T5N_-CMA764023GC	3,574
82 x 40 x 24 1/2-50	23	2050 x 1000 x 620-1270	585	T5N_-CMA824023GC	3,588
58 x 46 x 24 1/2-50	23	1450 x 1150 x 620-1270	585	T5N_-CMA584623GC	3,540
64 x 46 x 24 1/2-50	23	1600 x 1150 x 620-1270	585	T5N_-CMA644623GC	3,561
70 x 46 x 24 1/2-50	23	1750 x 1150 x 620-1270	585	T5N_-CMA704623GC	3,574
76 x 46 x 24 1/2-50	23	1900 x 1150 x 620-1270	585	T5N_-CMA764623GC	3,588
82 x 46 x 24 1/2-50	23	2050 x 1150 x 620-1270	585	T5N_-CMA824623GC	3,601
58 x 52 x 24 1/2-50	23	1450 x 1300 x 620-1270	585	T5N_-CMA585223GC	3,561
64 x 52 x 24 1/2-50	23	1600 x 1300 x 620-1270	585	T5N_-CMA645223GC	3,574
70 x 52 x 24 1/2-50	23	1750 x 1300 x 620-1270	585	T5N_-CMA705223GC	3,588
76 x 52 x 24 1/2-50	23	1900 x 1300 x 620-1270	585	T5N_-CMA765223GC	3,601
82 x 52 x 24 1/2-50	23	2050 x 1300 x 620-1270	585	T5N_-CMA825223GC	3,616
58 x 58 x 24 1/2-50	23	1450 x 1450 x 620-1270	585	T5N_-CMA585823GC	3,574
64 x 58 x 24 1/2-50	23	1600 x 1450 x 620-1270	585	T5N_-CMA645823GC	3,588
70 x 58 x 24 1/2-50	23	1750 x 1450 x 620-1270	585	T5N_-CMA705823GC	3,601
76 x 58 x 24 1/2-50	23	1900 x 1450 x 620-1270	585	T5N_-CMA765823GC	3,616
82 x 58 x 24 1/2-50	23	2050 x 1450 x 620-1270	585	T5N_-CMA825823GC	3,635


Surface 5. Smooth edge N. Specify matching (N) or contrasting (K, S, W) edge. Specify accent color (K, S, W).

Right extended corner tables – 23" D



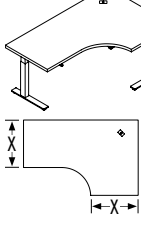
W x D x H (in)	X (in)	W x D x H (mm)	X (mm)	Code	(\$)
<i>Surfaces 1" (25 mm) or 1 1/2" (38 mm) thick. 1 rectangular grommet. Metal triple C-base. 120" L (3048 mm) cable with plug for wall outlet.</i>					
<i>1" (25 mm) surfaces: Minimum position of 24" (607 mm) and maximum position of 49 1/2" (1257 mm).</i>					
58 x 40 x 24-49 1/2	23	1450 x 1000 x 607-1257	585	T1N_-CMA405823GC	3,455
64 x 40 x 24-49 1/2	23	1600 x 1000 x 607-1257	585	T1N_-CMA406423GC	3,463
70 x 40 x 24-49 1/2	23	1750 x 1000 x 607-1257	585	T1N_-CMA407023GC	3,477
76 x 40 x 24-49 1/2	23	1900 x 1000 x 607-1257	585	T1N_-CMA407623GC	3,484
82 x 40 x 24-49 1/2	23	2050 x 1000 x 607-1257	585	T1N_-CMA408223GC	3,498
58 x 46 x 24-49 1/2	23	1450 x 1150 x 607-1257	585	T1N_-CMA465823GC	3,463
64 x 46 x 24-49 1/2	23	1600 x 1150 x 607-1257	585	T1N_-CMA466423GC	3,477
70 x 46 x 24-49 1/2	23	1750 x 1150 x 607-1257	585	T1N_-CMA467023GC	3,484
76 x 46 x 24-49 1/2	23	1900 x 1150 x 607-1257	585	T1N_-CMA467623GC	3,498
82 x 46 x 24-49 1/2	23	2050 x 1150 x 607-1257	585	T1N_-CMA468223GC	3,504
58 x 52 x 24-49 1/2	23	1450 x 1300 x 607-1257	585	T1N_-CMA525823GC	3,477
64 x 52 x 24-49 1/2	23	1600 x 1300 x 607-1257	585	T1N_-CMA526423GC	3,484
70 x 52 x 24-49 1/2	23	1750 x 1300 x 607-1257	585	T1N_-CMA527023GC	3,498
76 x 52 x 24-49 1/2	23	1900 x 1300 x 607-1257	585	T1N_-CMA527623GC	3,504
82 x 52 x 24-49 1/2	23	2050 x 1300 x 607-1257	585	T1N_-CMA528223GC	3,519
58 x 58 x 24-49 1/2	23	1450 x 1450 x 607-1257	585	T1N_-CMA585823GC	3,484
64 x 58 x 24-49 1/2	23	1600 x 1450 x 607-1257	585	T1N_-CMA586423GC	3,498
70 x 58 x 24-49 1/2	23	1750 x 1450 x 607-1257	585	T1N_-CMA587023GC	3,504
76 x 58 x 24-49 1/2	23	1900 x 1450 x 607-1257	585	T1N_-CMA587623GC	3,519
82 x 58 x 24-49 1/2	23	2050 x 1450 x 607-1257	585	T1N_-CMA588223GC	3,525
Surface 1. Smooth edge N. Specify matching (N) or contrasting (K, S, W) edge. Specify accent color (K, S, W).					
<i>1 1/2" (38 mm) surfaces: Minimum position of 24 1/2" (620 mm) and maximum position of 50" (1270 mm).</i>					
58 x 40 x 24 1/2-50	23	1450 x 1000 x 620-1270	585	T5N_-CMA405823GC	3,525
64 x 40 x 24 1/2-50	23	1600 x 1000 x 620-1270	585	T5N_-CMA406423GC	3,540
70 x 40 x 24 1/2-50	23	1750 x 1000 x 620-1270	585	T5N_-CMA407023GC	3,561
76 x 40 x 24 1/2-50	23	1900 x 1000 x 620-1270	585	T5N_-CMA407623GC	3,574
82 x 40 x 24 1/2-50	23	2050 x 1000 x 620-1270	585	T5N_-CMA408223GC	3,588
58 x 46 x 24 1/2-50	23	1450 x 1150 x 620-1270	585	T5N_-CMA465823GC	3,540
64 x 46 x 24 1/2-50	23	1600 x 1150 x 620-1270	585	T5N_-CMA466423GC	3,561
70 x 46 x 24 1/2-50	23	1750 x 1150 x 620-1270	585	T5N_-CMA467023GC	3,574
76 x 46 x 24 1/2-50	23	1900 x 1150 x 620-1270	585	T5N_-CMA467623GC	3,588
82 x 46 x 24 1/2-50	23	2050 x 1150 x 620-1270	585	T5N_-CMA468223GC	3,601
58 x 52 x 24 1/2-50	23	1450 x 1300 x 620-1270	585	T5N_-CMA525823GC	3,561
64 x 52 x 24 1/2-50	23	1600 x 1300 x 620-1270	585	T5N_-CMA526423GC	3,574
70 x 52 x 24 1/2-50	23	1750 x 1300 x 620-1270	585	T5N_-CMA527023GC	3,588
76 x 52 x 24 1/2-50	23	1900 x 1300 x 620-1270	585	T5N_-CMA527623GC	3,601
82 x 52 x 24 1/2-50	23	2050 x 1300 x 620-1270	585	T5N_-CMA528223GC	3,616
58 x 58 x 24 1/2-50	23	1450 x 1450 x 620-1270	585	T5N_-CMA585823GC	3,574
64 x 58 x 24 1/2-50	23	1600 x 1450 x 620-1270	585	T5N_-CMA586423GC	3,588
70 x 58 x 24 1/2-50	23	1750 x 1450 x 620-1270	585	T5N_-CMA587023GC	3,601
76 x 58 x 24 1/2-50	23	1900 x 1450 x 620-1270	585	T5N_-CMA587623GC	3,616
82 x 58 x 24 1/2-50	23	2050 x 1450 x 620-1270	585	T5N_-CMA588223GC	3,635
Surface 5. Smooth edge N. Specify matching (N) or contrasting (K, S, W) edge. Specify accent color (K, S, W).					

Left extended corner tables – 29" D (cont'd)



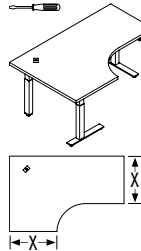
W x D x H (in)	X (in)	W x D x H (mm)	X (mm)	Code	(\$)
<i>Surfaces 1" (25 mm) or 1 1/2" (38 mm) thick. 1 rectangular grommet. Metal triple C-base. 120" L (3048 mm) cable with plug for wall outlet.</i>					
<i>1" (25 mm) surfaces: Minimum position of 24" (607 mm) and maximum position of 49 1/2" (1257 mm).</i>					
58 x 58 x 24-49 1/2	29	1450 x 1450 x 607-1257	725	T1N_-CMA585829GC	3,512
64 x 58 x 24-49 1/2	29	1600 x 1450 x 607-1257	725	T1N_-CMA645829GC	3,519
70 x 58 x 24-49 1/2	29	1750 x 1450 x 607-1257	725	T1N_-CMA705829GC	3,532
76 x 58 x 24-49 1/2	29	1900 x 1450 x 607-1257	725	T1N_-CMA765829GC	3,546
82 x 58 x 24-49 1/2	29	2050 x 1450 x 607-1257	725	T1N_-CMA825829GC	3,561
Surface 1. Smooth edge N. Specify matching (N) or contrasting (K, S, W) edge. Specify accent color (K, S, W).					
<i>1 1/2" (38 mm) surfaces: Minimum position of 24 1/2" (620 mm) and maximum position of 50" (1270 mm).</i>					
58 x 40 x 24 1/2-50	29	1450 x 1000 x 620-1270	725	T5N_-CMA584029GC	3,552
64 x 40 x 24 1/2-50	29	1600 x 1000 x 620-1270	725	T5N_-CMA644029GC	3,568
70 x 40 x 24 1/2-50	29	1750 x 1000 x 620-1270	725	T5N_-CMA704029GC	3,588
76 x 40 x 24 1/2-50	29	1900 x 1000 x 620-1270	725	T5N_-CMA764029GC	3,607
82 x 40 x 24 1/2-50	29	2050 x 1000 x 620-1270	725	T5N_-CMA824029GC	3,628
58 x 46 x 24 1/2-50	29	1450 x 1150 x 620-1270	725	T5N_-CMA584629GC	3,568
64 x 46 x 24 1/2-50	29	1600 x 1150 x 620-1270	725	T5N_-CMA644629GC	3,588
70 x 46 x 24 1/2-50	29	1750 x 1150 x 620-1270	725	T5N_-CMA704629GC	3,607
76 x 46 x 24 1/2-50	29	1900 x 1150 x 620-1270	725	T5N_-CMA764629GC	3,628
82 x 46 x 24 1/2-50	29	2050 x 1150 x 620-1270	725	T5N_-CMA824629GC	3,642
58 x 52 x 24 1/2-50	29	1450 x 1300 x 620-1270	725	T5N_-CMA585229GC	3,588
64 x 52 x 24 1/2-50	29	1600 x 1300 x 620-1270	725	T5N_-CMA645229GC	3,607
70 x 52 x 24 1/2-50	29	1750 x 1300 x 620-1270	725	T5N_-CMA705229GC	3,628
76 x 52 x 24 1/2-50	29	1900 x 1300 x 620-1270	725	T5N_-CMA765229GC	3,642
82 x 52 x 24 1/2-50	29	2050 x 1300 x 620-1270	725	T5N_-CMA825229GC	3,664
58 x 58 x 24 1/2-50	29	1450 x 1450 x 620-1270	725	T5N_-CMA585829GC	3,607
64 x 58 x 24 1/2-50	29	1600 x 1450 x 620-1270	725	T5N_-CMA645829GC	3,628
70 x 58 x 24 1/2-50	29	1750 x 1450 x 620-1270	725	T5N_-CMA705829GC	3,642
76 x 58 x 24 1/2-50	29	1900 x 1450 x 620-1270	725	T5N_-CMA765829GC	3,664
82 x 58 x 24 1/2-50	29	2050 x 1450 x 620-1270	725	T5N_-CMA825829GC	3,682
Surface 5. Smooth edge N. Specify matching (N) or contrasting (K, S, W) edge. Specify accent color (K, S, W).					

Left extended corner tables – 29" D



W x D x H (in)	X (in)	W x D x H (mm)	X (mm)	Code	(\$)
<i>Surfaces 1" (25 mm) or 1 1/2" (38 mm) thick. 1 rectangular grommet. Metal triple C-base. 120" L (3048 mm) cable with plug for wall outlet.</i>					
<i>1" (25 mm) surfaces: Minimum position of 24" (607 mm) and maximum position of 49 1/2" (1257 mm).</i>					
58 x 40 x 24-49 1/2	29	1450 x 1000 x 607-1257	725	T1N_-CMA584029GC	3,472
64 x 40 x 24-49 1/2	29	1600 x 1000 x 607-1257	725	T1N_-CMA644029GC	3,484
70 x 40 x 24-49 1/2	29	1750 x 1000 x 607-1257	725	T1N_-CMA704029GC	3,498
76 x 40 x 24-49 1/2	29	1900 x 1000 x 607-1257	725	T1N_-CMA764029GC	3,512
82 x 40 x 24-49 1/2	29	2050 x 1000 x 607-1257	725	T1N_-CMA824029GC	3,519
58 x 46 x 24-49 1/2	29	1450 x 1150 x 607-1257	725	T1N_-CMA584629GC	3,484
64 x 46 x 24-49 1/2	29	1600 x 1150 x 607-1257	725	T1N_-CMA644629GC	3,498
70 x 46 x 24-49 1/2	29	1750 x 1150 x 607-1257	725	T1N_-CMA704629GC	3,512
76 x 46 x 24-49 1/2	29	1900 x 1150 x 607-1257	725	T1N_-CMA764629GC	3,519
82 x 46 x 24-49 1/2	29	2050 x 1150 x 607-1257	725	T1N_-CMA824629GC	3,532
58 x 52 x 24-49 1/2	29	1450 x 1300 x 607-1257	725	T1N_-CMA585229GC	3,498
64 x 52 x 24-49 1/2	29	1600 x 1300 x 607-1257	725	T1N_-CMA645229GC	3,512
70 x 52 x 24-49 1/2	29	1750 x 1300 x 607-1257	725	T1N_-CMA705229GC	3,519
76 x 52 x 24-49 1/2	29	1900 x 1300 x 607-1257	725	T1N_-CMA765229GC	3,532
82 x 52 x 24-49 1/2	29	2050 x 1300 x 607-1257	725	T1N_-CMA825229GC	3,546

Right extended corner tables – 29" D



W x D x H (in)	X (in)	W x D x H (mm)	X (mm)	Code	(\$)
<i>Surfaces 1" (25 mm) or 1 1/2" (38 mm) thick. 1 rectangular grommet. Metal triple C-base. 120" L (3048 mm) cable with plug for wall outlet.</i>					
<i>1" (25 mm) surfaces: Minimum position of 24" (607 mm) and maximum position of 49 1/2" (1257 mm).</i>					
58 x 40 x 24-49 1/2	29	1450 x 1000 x 607-1257	725	T1N_-CMA405829GC	3,472
64 x 40 x 24-49 1/2	29	1600 x 1000 x 607-1257	725	T1N_-CMA406429GC	3,484
70 x 40 x 24-49 1/2	29	1750 x 1000 x 607-1257	725	T1N_-CMA407029GC	3,498
76 x 40 x 24-49 1/2	29	1900 x 1000 x 607-1257	725	T1N_-CMA407629GC	3,512
82 x 40 x 24-49 1/2	29	2050 x 1000 x 607-1257	725	T1N_-CMA408229GC	3,519
58 x 46 x 24-49 1/2	29	1450 x 1150 x 607-1257	725	T1N_-CMA465829GC	3,484
64 x 46 x 24-49 1/2	29	1600 x 1150 x 607-1257	725	T1N_-CMA466429GC	3,498
70 x 46 x 24-49 1/2	29	1750 x 1150 x 607-1257	725	T1N_-CMA467029GC	3,512
76 x 46 x 24-49 1/2	29	1900 x 1150 x 607-1257	725	T1N_-CMA467629GC	3,519
82 x 46 x 24-49 1/2	29	2050 x 1150 x 607-1257	725	T1N_-CMA468229GC	3,532
58 x 52 x 24-49 1/2	29	1450 x 1300 x 607-1257	725	T1N_-CMA525829GC	3,498
64 x 52 x 24-49 1/2	29	1600 x 1300 x 607-1257	725	T1N_-CMA526429GC	3,512
70 x 52 x 24-49 1/2	29	1750 x 1300 x 607-1257	725	T1N_-CMA527029GC	3,519
76 x 52 x 24-49 1/2	29	1900 x 1300 x 607-1257	725	T1N_-CMA527629GC	3,532
82 x 52 x 24-49 1/2	29	2050 x 1300 x 607-1257	725	T1N_-CMA528229GC	3,546
58 x 58 x 24-49 1/2	29	1450 x 1450 x 607-1257	725	T1N_-CMA585829GC	3,512
64 x 58 x 24-49 1/2	29	1600 x 1450 x 607-1257	725	T1N_-CMA586429GC	3,519
70 x 58 x 24-49 1/2	29	1750 x 1450 x 607-1257	725	T1N_-CMA587029GC	3,532
76 x 58 x 24-49 1/2	29	1900 x 1450 x 607-1257	725	T1N_-CMA587629GC	3,546
82 x 58 x 24-49 1/2	29	2050 x 1450 x 607-1257	725	T1N_-CMA588229GC	3,561
Surface 1. Smooth edge N. Specify matching (N) or contrasting (K, S, W) edge. Specify accent color (K, S, W).					
<i>1 1/2" (38 mm) surfaces: Minimum position of 24 1/2" (620 mm) and maximum position of 50" (1270 mm).</i>					
58 x 40 x 24 1/2-50	29	1450 x 1000 x 620-1270	725	T5N_-CMA405829GC	3,552
64 x 40 x 24 1/2-50	29	1600 x 1000 x 620-1270	725	T5N_-CMA406429GC	3,568
70 x 40 x 24 1/2-50	29	1750 x 1000 x 620-1270	725	T5N_-CMA407029GC	3,588
76 x 40 x 24 1/2-50	29	1900 x 1000 x 620-1270	725	T5N_-CMA407629GC	3,607
82 x 40 x 24 1/2-50	29	2050 x 1000 x 620-1270	725	T5N_-CMA408229GC	3,628
58 x 46 x 24 1/2-50	29	1450 x 1150 x 620-1270	725	T5N_-CMA465829GC	3,568
64 x 46 x 24 1/2-50	29	1600 x 1150 x 620-1270	725	T5N_-CMA466429GC	3,588
70 x 46 x 24 1/2-50	29	1750 x 1150 x 620-1270	725	T5N_-CMA467029GC	3,607
76 x 46 x 24 1/2-50	29	1900 x 1150 x 620-1270	725	T5N_-CMA467629GC	3,628
82 x 46 x 24 1/2-50	29	2050 x 1150 x 620-1270	725	T5N_-CMA468229GC	3,642

W x D x H (in) X (in) W x D x H (mm) X (mm) Code (\$)

W x D x H (in) X (in) W x D x H (mm) X (mm) Code (\$)

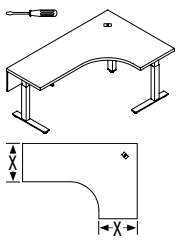
QUORUM MULTICONFERENCE

Right extended corner tables – 29" D (cont'd)

58 x 52 x 24½-50	29	1450 x 1300 x 620-1270	725	T5N	-CMA525829GC	3,588
64 x 52 x 24½-50	29	1600 x 1300 x 620-1270	725	T5N	-CMA526429GC	3,607
70 x 52 x 24½-50	29	1750 x 1300 x 620-1270	725	T5N	-CMA527029GC	3,628
76 x 52 x 24½-50	29	1900 x 1300 x 620-1270	725	T5N	-CMA527629GC	3,642
82 x 52 x 24½-50	29	2050 x 1300 x 620-1270	725	T5N	-CMA528229GC	3,664
58 x 58 x 24½-50	29	1450 x 1450 x 620-1270	725	T5N	-CMA585829GC	3,607
64 x 58 x 24½-50	29	1600 x 1450 x 620-1270	725	T5N	-CMA586429GC	3,628
70 x 58 x 24½-50	29	1750 x 1450 x 620-1270	725	T5N	-CMA587029GC	3,642
76 x 58 x 24½-50	29	1900 x 1450 x 620-1270	725	T5N	-CMA587629GC	3,664
82 x 58 x 24½-50	29	2050 x 1450 x 620-1270	725	T5N	-CMA588229GC	3,682

Surface 5. Smooth edge N. Specify matching (N) or contrasting (K, S, W) edge. Specify accent color (K, S, W).

Left extended corner tables with modesty panel – 23" D



Surfaces 1" (25 mm) or 1½" (38 mm) thick. 1 rectangular grommet. Metal triple C-base. 120" L (3048 mm) cable with plug for wall outlet. Laminate modesty panel 12" (300 mm) H.

1" (25 mm) surfaces: Minimum position of 24" (607 mm) and maximum position of 49½" (1257 mm).

58 x 40 x 24-49½	23	1450 x 1000 x 607-1257	585	T1N	-CMAM584023GC	3,718
64 x 40 x 24-49½	23	1600 x 1000 x 607-1257	585	T1N	-CMAM644023GC	3,724
70 x 40 x 24-49½	23	1750 x 1000 x 607-1257	585	T1N	-CMAM704023GC	3,739
76 x 40 x 24-49½	23	1900 x 1000 x 607-1257	585	T1N	-CMAM764023GC	3,746
82 x 40 x 24-49½	23	2050 x 1000 x 607-1257	585	T1N	-CMAM824023GC	3,759
58 x 46 x 24-49½	23	1450 x 1150 x 607-1257	585	T1N	-CMAM584623GC	3,724
64 x 46 x 24-49½	23	1600 x 1150 x 607-1257	585	T1N	-CMAM644623GC	3,739
70 x 46 x 24-49½	23	1750 x 1150 x 607-1257	585	T1N	-CMAM704623GC	3,746
76 x 46 x 24-49½	23	1900 x 1150 x 607-1257	585	T1N	-CMAM764623GC	3,759
82 x 46 x 24-49½	23	2050 x 1150 x 607-1257	585	T1N	-CMAM824623GC	3,767
58 x 52 x 24-49½	23	1450 x 1300 x 607-1257	585	T1N	-CMAM585223GC	3,739
64 x 52 x 24-49½	23	1600 x 1300 x 607-1257	585	T1N	-CMAM645223GC	3,746
70 x 52 x 24-49½	23	1750 x 1300 x 607-1257	585	T1N	-CMAM705223GC	3,759
76 x 52 x 24-49½	23	1900 x 1300 x 607-1257	585	T1N	-CMAM765223GC	3,767
82 x 52 x 24-49½	23	2050 x 1300 x 607-1257	585	T1N	-CMAM825223GC	3,779
58 x 58 x 24-49½	23	1450 x 1450 x 607-1257	585	T1N	-CMAM585823GC	3,746
64 x 58 x 24-49½	23	1600 x 1450 x 607-1257	585	T1N	-CMAM645823GC	3,759
70 x 58 x 24-49½	23	1750 x 1450 x 607-1257	585	T1N	-CMAM705823GC	3,767
76 x 58 x 24-49½	23	1900 x 1450 x 607-1257	585	T1N	-CMAM765823GC	3,779
82 x 58 x 24-49½	23	2050 x 1450 x 607-1257	585	T1N	-CMAM825823GC	3,787

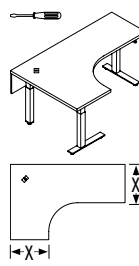
Surface 1. Smooth edge N. Specify matching (N) or contrasting (K, S, W) edge. Specify accent color (K, S, W).

1½" (38 mm) surfaces: Minimum position of 24½" (620 mm) and maximum position of 50" (1270 mm).

58 x 40 x 24½-50	23	1450 x 1000 x 620-1270	585	T5N	-CMAM584023GC	3,787
64 x 40 x 24½-50	23	1600 x 1000 x 620-1270	585	T5N	-CMAM644023GC	3,801
70 x 40 x 24½-50	23	1750 x 1000 x 620-1270	585	T5N	-CMAM704023GC	3,821
76 x 40 x 24½-50	23	1900 x 1000 x 620-1270	585	T5N	-CMAM764023GC	3,836
82 x 40 x 24½-50	23	2050 x 1000 x 620-1270	585	T5N	-CMAM824023GC	3,849
58 x 46 x 24½-50	23	1450 x 1150 x 620-1270	585	T5N	-CMAM584623GC	3,801
64 x 46 x 24½-50	23	1600 x 1150 x 620-1270	585	T5N	-CMAM644623GC	3,821
70 x 46 x 24½-50	23	1750 x 1150 x 620-1270	585	T5N	-CMAM704623GC	3,836
76 x 46 x 24½-50	23	1900 x 1150 x 620-1270	585	T5N	-CMAM764623GC	3,849
82 x 46 x 24½-50	23	2050 x 1150 x 620-1270	585	T5N	-CMAM824623GC	3,863
58 x 52 x 24½-50	23	1450 x 1300 x 620-1270	585	T5N	-CMAM585223GC	3,821
64 x 52 x 24½-50	23	1600 x 1300 x 620-1270	585	T5N	-CMAM645223GC	3,836
70 x 52 x 24½-50	23	1750 x 1300 x 620-1270	585	T5N	-CMAM705223GC	3,849
76 x 52 x 24½-50	23	1900 x 1300 x 620-1270	585	T5N	-CMAM765223GC	3,863
82 x 52 x 24½-50	23	2050 x 1300 x 620-1270	585	T5N	-CMAM825223GC	3,875
58 x 58 x 24½-50	23	1450 x 1450 x 620-1270	585	T5N	-CMAM585823GC	3,836
64 x 58 x 24½-50	23	1600 x 1450 x 620-1270	585	T5N	-CMAM645823GC	3,849
70 x 58 x 24½-50	23	1750 x 1450 x 620-1270	585	T5N	-CMAM705823GC	3,863
76 x 58 x 24½-50	23	1900 x 1450 x 620-1270	585	T5N	-CMAM765823GC	3,875
82 x 58 x 24½-50	23	2050 x 1450 x 620-1270	585	T5N	-CMAM825823GC	3,898

Surface 5. Smooth edge N. Specify matching (N) or contrasting (K, S, W) edge. Specify accent color (K, S, W).

Right extended corner tables with modesty panel – 23" D



Surfaces 1" (25 mm) or 1½" (38 mm) thick. 1 rectangular grommet. Metal triple C-base. 120" L (3048 mm) cable with plug for wall outlet. Laminate modesty panel 12" (300 mm) H.

1" (25 mm) surfaces: Minimum position of 24" (607 mm) and maximum position of 49½" (1257 mm).

58 x 40 x 24-49½	23	1450 x 1000 x 607-1257	585	T1N	-CMAM405823GC	3,718
64 x 40 x 24-49½	23	1600 x 1000 x 607-1257	585	T1N	-CMAM406423GC	3,724
70 x 40 x 24-49½	23	1750 x 1000 x 607-1257	585	T1N	-CMAM407023GC	3,739
76 x 40 x 24-49½	23	1900 x 1000 x 607-1257	585	T1N	-CMAM407623GC	3,746
82 x 40 x 24-49½	23	2050 x 1000 x 607-1257	585	T1N	-CMAM408223GC	3,759
58 x 46 x 24-49½	23	1450 x 1150 x 607-1257	585	T1N	-CMAM465823GC	3,724
64 x 46 x 24-49½	23	1600 x 1150 x 607-1257	585	T1N	-CMAM466423GC	3,739
70 x 46 x 24-49½	23	1750 x 1150 x 607-1257	585	T1N	-CMAM467023GC	3,746
76 x 46 x 24-49½	23	1900 x 1150 x 607-1257	585	T1N	-CMAM467623GC	3,759
82 x 46 x 24-49½	23	2050 x 1150 x 607-1257	585	T1N	-CMAM468223GC	3,767
58 x 52 x 24-49½	23	1450 x 1300 x 607-1257	585	T1N	-CMAM525823GC	3,739
64 x 52 x 24-49½	23	1600 x 1300 x 607-1257	585	T1N	-CMAM526423GC	3,746
70 x 52 x 24-49½	23	1750 x 1300 x 607-1257	585	T1N	-CMAM527023GC	3,759
76 x 52 x 24-49½	23	1900 x 1300 x 607-1257	585	T1N	-CMAM527623GC	3,767
82 x 52 x 24-49½	23	2050 x 1300 x 607-1257	585	T1N	-CMAM528223GC	3,779
58 x 58 x 24-49½	23	1450 x 1450 x 607-1257	585	T1N	-CMAM585823GC	3,746
64 x 58 x 24-49½	23	1600 x 1450 x 607-1257	585	T1N	-CMAM586423GC	3,759
70 x 58 x 24-49½	23	1750 x 1450 x 607-1257	585	T1N	-CMAM587023GC	3,767
76 x 58 x 24-49½	23	1900 x 1450 x 607-1257	585	T1N	-CMAM587623GC	3,779
82 x 58 x 24-49½	23	2050 x 1450 x 607-1257	585	T1N	-CMAM588223GC	3,787

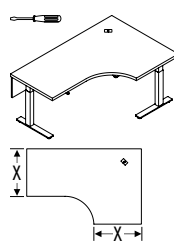
Surface 1. Smooth edge N. Specify matching (N) or contrasting (K, S, W) edge. Specify accent color (K, S, W).

1½" (38 mm) surfaces: Minimum position of 24½" (620 mm) and maximum position of 50" (1270 mm).

58 x 40 x 24½-50	23	1450 x 1000 x 620-1270	585	T5N	-CMAM405823GC	3,787
64 x 40 x 24½-50	23	1600 x 1000 x 620-1270	585	T5N	-CMAM406423GC	3,801
70 x 40 x 24½-50	23	1750 x 1000 x 620-1270	585	T5N	-CMAM407023GC	3,821
76 x 40 x 24½-50	23	1900 x 1000 x 620-1270	585	T5N	-CMAM407623GC	3,836
82 x 40 x 24½-50	23	2050 x 1000 x 620-1270	585	T5N	-CMAM408223GC	3,849
58 x 46 x 24½-50	23	1450 x 1150 x 620-1270	585	T5N	-CMAM465823GC	3,801
64 x 46 x 24½-50	23	1600 x 1150 x 620-1270	585	T5N	-CMAM466423GC	3,821
70 x 46 x 24½-50	23	1750 x 1150 x 620-1270	585	T5N	-CMAM467023GC	3,836
76 x 46 x 24½-50	23	1900 x 1150 x 620-1270	585	T5N	-CMAM467623GC	3,849
82 x 46 x 24½-50	23	2050 x 1150 x 620-1270	585	T5N	-CMAM468223GC	3,863
58 x 52 x 24½-50	23	1450 x 1300 x 620-1270	585	T5N	-CMAM525823GC	3,821
64 x 52 x 24½-50	23	1600 x 1300 x 620-1270	585	T5N	-CMAM526423GC	3,836
70 x 52 x 24½-50	23	1750 x 1300 x 620-1270	585	T5N	-CMAM527023GC	3,849
76 x 52 x 24½-50	23	1900 x 1300 x 620-1270	585	T5N	-CMAM527623GC	3,863
82 x 52 x 24½-50	23	2050 x 1300 x 620-1270	585	T5N	-CMAM528223GC	3,875
58 x 58 x 24½-50	23	1450 x 1450 x 620-1270	585	T5N	-CMAM585823GC	3,836
64 x 58 x 24½-50	23	1600 x 1450 x 620-1270	585	T5N	-CMAM586423GC	3,849
70 x 58 x 24½-50	23	1750 x 1450 x 620-1270	585	T5N	-CMAM587023GC	3,863
76 x 58 x 24½-50	23	1900 x 1450 x 620-1270	585	T5N	-CMAM587623GC	3,875
82 x 58 x 24½-50	23	2050 x 1450 x 620-1270	585	T5N	-CMAM588223GC	3,898

Surface 5. Smooth edge N. Specify matching (N) or contrasting (K, S, W) edge. Specify accent color (K, S, W).

Left extended corner tables with modesty panel – 29" D



Surfaces 1" (25 mm) or 1½" (38 mm) thick. 1 rectangular grommet. Metal triple C-base. 120" L (3048 mm) cable with plug for wall outlet. Laminate modesty panel 12" (300 mm) H.

1" (25 mm) surfaces: Minimum position of 24" (607 mm) and maximum position of 49½" (1257 mm).

58 x 40 x 24-49½	29	1450 x 1000 x 607-1257	725	T1N	-CMAM584029GC	3,731
64 x 40 x 24-49½	29	1600 x 1000 x 607-1257	725	T1N	-CMAM644029GC	3,746
70 x 40 x 24-49½	29	1750 x 1000 x 607-1257	725	T1N	-CMAM704029GC	3,759
76 x 40 x 24-49½	29	1900 x 1000 x 607-1257	725	T1N	-CMAM764029GC	3,774
82 x 40 x 24-49½	29	2050 x 1000 x 607-1257	725	T1N	-CMAM824029GC	3,779
58 x 46 x 24-49½	29	1450 x 1150 x 607-1257	725	T1N	-CMAM584629GC	3,746
64 x 46 x 24-49½	29	1600 x 1150 x 607-1257	725	T1N	-CMAM644629GC	3,759
70 x 46 x 24-49½	29	1750 x 1150 x 607-1257	725	T1N	-CMAM704629GC	3,774
76 x 46 x 24-49½	29	1900 x 1150 x 607-1257	725	T1N	-CMAM764629GC	3,779
82 x 46 x 24-49½	29	2050 x 1150 x 607-1257	725	T1N	-CMAM824629GC	3,796
58 x 52 x 24-49½	29	1450 x 1300 x 607-1257	725	T1N	-CMAM585229GC	3,759
64 x 52 x 24-49½	29	1600 x 1300 x 607-1257	725	T1N	-CMAM645229GC	3,774
70 x 52 x 24-49½	29	1750 x 1300 x 607-1257	725	T1N	-CMAM705229GC	3,779
76 x 52 x 24-49½	29	1900 x 1300 x 607-1257	725	T1N	-CMAM765229GC	3,796
82 x 52 x 24-49½	29	2050 x 1300 x 607-1257	725	T1N	-CMAM825229GC	3,809

	W x D x H (in)	X (in)	W x D x H (mm)	X (mm)	Code	(\$)
Left extended corner tables with modesty panel – 29" D (cont'd)	58 x 58 x 24-49 1/2	29	1450 x 1450 x 607-1257	725	T1N_-CMAM5858296C	3,774
	64 x 58 x 24-49 1/2	29	1600 x 1450 x 607-1257	725	T1N_-CMAM6458296C	3,779
	70 x 58 x 24-49 1/2	29	1750 x 1450 x 607-1257	725	T1N_-CMAM7058296C	3,796
	76 x 58 x 24-49 1/2	29	1900 x 1450 x 607-1257	725	T1N_-CMAM7658296C	3,809
	82 x 58 x 24-49 1/2	29	2050 x 1450 x 607-1257	725	T1N_-CMAM8258296C	3,821
Surface 1. Smooth edge N. Specify matching (N) or contrasting (K, S, W) edge. Specify accent color (K, S, W).						
<i>1 1/2" (38 mm) surfaces: Minimum position of 24 1/2" (620 mm) and maximum position of 50" (1270 mm).</i>						
	58 x 40 x 24 1/2-50	29	1450 x 1000 x 620-1270	725	T5N_-CMAM5840296C	3,814
	64 x 40 x 24 1/2-50	29	1600 x 1000 x 620-1270	725	T5N_-CMAM6440296C	3,828
	70 x 40 x 24 1/2-50	29	1750 x 1000 x 620-1270	725	T5N_-CMAM7040296C	3,849
	76 x 40 x 24 1/2-50	29	1900 x 1000 x 620-1270	725	T5N_-CMAM7640296C	3,870
	82 x 40 x 24 1/2-50	29	2050 x 1000 x 620-1270	725	T5N_-CMAM8240296C	3,890
	58 x 46 x 24 1/2-50	29	1450 x 1150 x 620-1270	725	T5N_-CMAM5846296C	3,828
	64 x 46 x 24 1/2-50	29	1600 x 1150 x 620-1270	725	T5N_-CMAM6446296C	3,849
	70 x 46 x 24 1/2-50	29	1750 x 1150 x 620-1270	725	T5N_-CMAM7046296C	3,870
	76 x 46 x 24 1/2-50	29	1900 x 1150 x 620-1270	725	T5N_-CMAM7646296C	3,890
	82 x 46 x 24 1/2-50	29	2050 x 1150 x 620-1270	725	T5N_-CMAM8246296C	3,904
	58 x 52 x 24 1/2-50	29	1450 x 1300 x 620-1270	725	T5N_-CMAM5852296C	3,849
	64 x 52 x 24 1/2-50	29	1600 x 1300 x 620-1270	725	T5N_-CMAM6452296C	3,870
	70 x 52 x 24 1/2-50	29	1750 x 1300 x 620-1270	725	T5N_-CMAM7052296C	3,890
	76 x 52 x 24 1/2-50	29	1900 x 1300 x 620-1270	725	T5N_-CMAM7652296C	3,904
	82 x 52 x 24 1/2-50	29	2050 x 1300 x 620-1270	725	T5N_-CMAM8252296C	3,925
	58 x 58 x 24 1/2-50	29	1450 x 1450 x 620-1270	725	T5N_-CMAM5858296C	3,870
	64 x 58 x 24 1/2-50	29	1600 x 1450 x 620-1270	725	T5N_-CMAM6458296C	3,890
	70 x 58 x 24 1/2-50	29	1750 x 1450 x 620-1270	725	T5N_-CMAM7058296C	3,904
	76 x 58 x 24 1/2-50	29	1900 x 1450 x 620-1270	725	T5N_-CMAM7658296C	3,925
	82 x 58 x 24 1/2-50	29	2050 x 1450 x 620-1270	725	T5N_-CMAM8258296C	3,944
Surface 5. Smooth edge N. Specify matching (N) or contrasting (K, S, W) edge. Specify accent color (K, S, W).						

	W x D x H (in)	X (in)	W x D x H (mm)	X (mm)	Code	(\$)	
Right extended corner tables with modesty panel – 29" D	58 x 58 x 24-49 1/2	29	1450 x 1450 x 607-1257	725	T1N_-CMAM5858296C	3,731	
	64 x 40 x 24-49 1/2	29	1600 x 1000 x 607-1257	725	T1N_-CMAM4064296C	3,746	
	70 x 40 x 24-49 1/2	29	1750 x 1000 x 607-1257	725	T1N_-CMAM4070296C	3,759	
	76 x 40 x 24-49 1/2	29	1900 x 1000 x 607-1257	725	T1N_-CMAM4076296C	3,774	
	82 x 40 x 24-49 1/2	29	2050 x 1000 x 607-1257	725	T1N_-CMAM4082296C	3,779	
	58 x 46 x 24-49 1/2	29	1450 x 1150 x 607-1257	725	T1N_-CMAM4658296C	3,746	
	64 x 46 x 24-49 1/2	29	1600 x 1150 x 607-1257	725	T1N_-CMAM4664296C	3,759	
	70 x 46 x 24-49 1/2	29	1750 x 1150 x 607-1257	725	T1N_-CMAM4670296C	3,774	
	76 x 46 x 24-49 1/2	29	1900 x 1150 x 607-1257	725	T1N_-CMAM4676296C	3,779	
	82 x 46 x 24-49 1/2	29	2050 x 1150 x 607-1257	725	T1N_-CMAM4682296C	3,796	
	58 x 52 x 24-49 1/2	29	1450 x 1300 x 607-1257	725	T1N_-CMAM5258296C	3,759	
	64 x 52 x 24-49 1/2	29	1600 x 1300 x 607-1257	725	T1N_-CMAM5264296C	3,774	
	70 x 52 x 24-49 1/2	29	1750 x 1300 x 607-1257	725	T1N_-CMAM5270296C	3,779	
	76 x 52 x 24-49 1/2	29	1900 x 1300 x 607-1257	725	T1N_-CMAM5276296C	3,796	
	82 x 52 x 24-49 1/2	29	2050 x 1300 x 607-1257	725	T1N_-CMAM5282296C	3,809	
	58 x 58 x 24-49 1/2	29	1450 x 1450 x 607-1257	725	T1N_-CMAM5858296C	3,774	
	64 x 58 x 24-49 1/2	29	1600 x 1450 x 607-1257	725	T1N_-CMAM5864296C	3,779	
	70 x 58 x 24-49 1/2	29	1750 x 1450 x 607-1257	725	T1N_-CMAM5870296C	3,796	
	76 x 58 x 24-49 1/2	29	1900 x 1450 x 607-1257	725	T1N_-CMAM5876296C	3,809	
	82 x 58 x 24-49 1/2	29	2050 x 1450 x 607-1257	725	T1N_-CMAM5882296C	3,821	
	Surface 1. Smooth edge N. Specify matching (N) or contrasting (K, S, W) edge. Specify accent color (K, S, W).						
	<i>1 1/2" (38 mm) surfaces: Minimum position of 24 1/2" (620 mm) and maximum position of 50" (1270 mm).</i>						
		58 x 40 x 24 1/2-50	29	1450 x 1000 x 620-1270	725	T5N_-CMAM4058296C	3,814
		64 x 40 x 24 1/2-50	29	1600 x 1000 x 620-1270	725	T5N_-CMAM4064296C	3,828
		70 x 40 x 24 1/2-50	29	1750 x 1000 x 620-1270	725	T5N_-CMAM4070296C	3,849
76 x 40 x 24 1/2-50		29	1900 x 1000 x 620-1270	725	T5N_-CMAM4076296C	3,870	
82 x 40 x 24 1/2-50		29	2050 x 1000 x 620-1270	725	T5N_-CMAM4082296C	3,890	
58 x 46 x 24 1/2-50		29	1450 x 1150 x 620-1270	725	T5N_-CMAM4658296C	3,828	
64 x 46 x 24 1/2-50		29	1600 x 1150 x 620-1270	725	T5N_-CMAM4664296C	3,875	
70 x 46 x 24 1/2-50		29	1750 x 1150 x 620-1270	725	T5N_-CMAM4670296C	3,884	
76 x 46 x 24 1/2-50		29	1900 x 1150 x 620-1270	725	T5N_-CMAM4676296C	3,898	

	W x D x H (in)	X (in)	W x D x H (mm)	X (mm)	Code	(\$)
Right extended corner tables with modesty panel – 29" D (cont'd)	82 x 46 x 24 1/2-50	29	2050 x 1150 x 620-1270	725	T5N_-CMAM4682296C	3,904
	58 x 52 x 24 1/2-50	29	1450 x 1300 x 620-1270	725	T5N_-CMAM5258296C	3,849
	64 x 52 x 24 1/2-50	29	1600 x 1300 x 620-1270	725	T5N_-CMAM5264296C	3,870
	70 x 52 x 24 1/2-50	29	1750 x 1300 x 620-1270	725	T5N_-CMAM5270296C	3,890
	76 x 52 x 24 1/2-50	29	1900 x 1300 x 620-1270	725	T5N_-CMAM5276296C	3,904
	82 x 52 x 24 1/2-50	29	2050 x 1300 x 620-1270	725	T5N_-CMAM5282296C	3,925
	58 x 58 x 24 1/2-50	29	1450 x 1450 x 620-1270	725	T5N_-CMAM5858296C	3,870
	64 x 58 x 24 1/2-50	29	1600 x 1450 x 620-1270	725	T5N_-CMAM5864296C	3,890
	70 x 58 x 24 1/2-50	29	1750 x 1450 x 620-1270	725	T5N_-CMAM5870296C	3,904
	76 x 58 x 24 1/2-50	29	1900 x 1450 x 620-1270	725	T5N_-CMAM5876296C	3,925
Surface 5. Smooth edge N. Specify matching (N) or contrasting (K, S, W) edge. Specify accent color (K, S, W).						

W x D x H (in)	W x D x H (mm)	Code	(\$)
ACCESSORIES FOR ELECTRIC HEIGHT ADJUSTABLE TABLES			
Fabric vertical wire cover			
<i>Allows vertical cable management. Diameter of 2 1/2" (63 mm). With zipper. All United Chair® standard fabrics are applicable.</i>			
		Gr1 Gr2 Gr3 Gr4 Gr5 Gr6 Gr8	
2 1/2 x 2 1/2 x 52	63 x 63 x 1320	DVV48	103 108 119 125 138 152 165
Specify the fabric code at the end of the product code.			
Cable management fasteners			
<i>Install beneath work surfaces. Make it possible to pinch cables beneath the work surface for cable management. Grey. Pack of 5.</i>			
5 1/2 x 1 1/2 x 1	140 x 40 x 25	LGC-WMC05	119

Approx. no. of seats W x D x H (in) W x D x H (mm) Code With option: PC (\$) (\$)

TRAINING TABLES – V-BASE

Mobile rectangular tables with flip-top mechanism



Surfaces 1" (25 mm) or 1 1/2" (38 mm) thick. V-base with casters with brakes. Mechanism to make the work surface flip vertically. The tables can be connected to one another by using LGC-UP4 connectors. Can accept a modesty panel and LGC-TH2 hooks. Option of electrical module at the center with non-sequential multiple interconnection system. **Must be ordered separately.** 1 starter kit for interconnection system LGC-DCPS108.

1	48 x 24 x 29	1200 x 600 x 738	T1N	-MRCF2448V	1,887	2,755
2	54 x 24 x 29	1350 x 600 x 738	T1N	-MRCF2454V	1,909	2,784
2	60 x 24 x 29	1500 x 600 x 738	T1N	-MRCF2460V	1,933	2,821
2	66 x 24 x 29	1650 x 600 x 738	T1N	-MRCF2466V	1,956	2,843
2	72 x 24 x 29	1800 x 600 x 738	T1N	-MRCF2472V	1,979	2,865
2	78 x 24 x 29	1950 x 600 x 738	T1N	-MRCF2478V	2,032	2,927
3	84 x 24 x 29	2100 x 600 x 738	T1N	-MRCF2484V	2,085	2,998
1	48 x 30 x 29	1200 x 750 x 738	T1N	-MRCF3048V	1,909	2,776
2	54 x 30 x 29	1350 x 750 x 738	T1N	-MRCF3054V	1,933	2,808
2	60 x 30 x 29	1500 x 750 x 738	T1N	-MRCF3060V	1,956	2,843
2	66 x 30 x 29	1650 x 750 x 738	T1N	-MRCF3066V	1,979	2,865
2	72 x 30 x 29	1800 x 750 x 738	T1N	-MRCF3072V	2,008	2,895
2	78 x 30 x 29	1950 x 750 x 738	T1N	-MRCF3078V	2,063	2,957
3	84 x 30 x 29	2100 x 750 x 738	T1N	-MRCF3084V	2,126	3,039

Surface 1. Smooth edge N. Specify matching (N) or contrasting (K, S, W) edge. Specify accent color (K, S, W). Option of module at the center: add PC at the end of the product code.

1	48 x 24 x 29 1/2	1200 x 600 x 751	T5N	-MRCF2448V	1,933	2,801
2	54 x 24 x 29 1/2	1350 x 600 x 751	T5N	-MRCF2454V	1,956	2,830
2	60 x 24 x 29 1/2	1500 x 600 x 751	T5N	-MRCF2460V	1,986	2,875
2	66 x 24 x 29 1/2	1650 x 600 x 751	T5N	-MRCF2466V	2,016	2,904
2	72 x 24 x 29 1/2	1800 x 600 x 751	T5N	-MRCF2472V	2,039	2,928
2	78 x 24 x 29 1/2	1950 x 600 x 751	T5N	-MRCF2478V	2,108	3,003
3	84 x 24 x 29 1/2	2100 x 600 x 751	T5N	-MRCF2484V	2,170	3,082
1	48 x 30 x 29 1/2	1200 x 750 x 751	T5N	-MRCF3048V	1,963	2,832
2	54 x 30 x 29 1/2	1350 x 750 x 751	T5N	-MRCF3054V	1,994	2,868
2	60 x 30 x 29 1/2	1500 x 750 x 751	T5N	-MRCF3060V	2,027	2,913
2	66 x 30 x 29 1/2	1650 x 750 x 751	T5N	-MRCF3066V	2,063	2,951
2	72 x 30 x 29 1/2	1800 x 750 x 751	T5N	-MRCF3072V	2,095	2,982
2	78 x 30 x 29 1/2	1950 x 750 x 751	T5N	-MRCF3078V	2,155	3,050
3	84 x 30 x 29 1/2	2100 x 750 x 751	T5N	-MRCF3084V	2,225	3,137

Surface 5. Smooth edge N. Specify matching (N) or contrasting (K, S, W) edge. Specify accent color (K, S, W). Option of module at the center: add PC at the end of the product code.

Mobile rectangular tables with radius corners and flip-top mechanism



Surfaces 1" (25 mm) or 1 1/2" (38 mm) thick. V-base with casters with brakes. Mechanism to make the work surface flip vertically. The tables can be connected to one another by using LGC-UP4 connectors. Can accept a modesty panel and LGC-TH2 hooks. Option of electrical module at the center with non-sequential multiple interconnection system. **Must be ordered separately for PC option.** 1 starter kit for interconnection system LGC-DCPS108.

1	48 x 24 x 29	1200 x 600 x 738	T1N	-MRCRF2448V	1,996	2,863
2	54 x 24 x 29	1350 x 600 x 738	T1N	-MRCRF2454V	2,016	2,891
2	60 x 24 x 29	1500 x 600 x 738	T1N	-MRCRF2460V	2,041	2,929
2	66 x 24 x 29	1650 x 600 x 738	T1N	-MRCRF2466V	2,063	2,951
2	72 x 24 x 29	1800 x 600 x 738	T1N	-MRCRF2472V	2,086	2,973
2	78 x 24 x 29	1950 x 600 x 738	T1N	-MRCRF2478V	2,140	3,034
3	84 x 24 x 29	2100 x 600 x 738	T1N	-MRCRF2484V	2,193	3,106
1	48 x 30 x 29	1200 x 750 x 738	T1N	-MRCRF3048V	2,016	2,884
2	54 x 30 x 29	1350 x 750 x 738	T1N	-MRCRF3054V	2,041	2,915
2	60 x 30 x 29	1500 x 750 x 738	T1N	-MRCRF3060V	2,063	2,951
2	66 x 30 x 29	1650 x 750 x 738	T1N	-MRCRF3066V	2,086	2,973
2	72 x 30 x 29	1800 x 750 x 738	T1N	-MRCRF3072V	2,115	3,004

Mobile rectangular tables with radius corners and flip-top mechanism (cont'd)



Approx. no. of seats W x D x H (in) W x D x H (mm) Code With option: PC (\$) (\$)

2	78 x 30 x 29	1950 x 750 x 738	T1N	-MRCRF3078V	2,171	3,064
3	84 x 30 x 29	2100 x 750 x 738	T1N	-MRCRF3084V	2,234	3,147

Surface 1. Smooth edge N. Specify matching (N) or contrasting (K, S, W) edge. Specify accent color (K, S, W). Option of module at the center: add PC at the end of the product code.

1	48 x 24 x 29 1/2	1200 x 600 x 751	T5N	-MRCRF2448V	2,041	2,910
2	54 x 24 x 29 1/2	1350 x 600 x 751	T5N	-MRCRF2454V	2,063	2,937
2	60 x 24 x 29 1/2	1500 x 600 x 751	T5N	-MRCRF2460V	2,097	2,983
2	66 x 24 x 29 1/2	1650 x 600 x 751	T5N	-MRCRF2466V	2,125	3,011
2	72 x 24 x 29 1/2	1800 x 600 x 751	T5N	-MRCRF2472V	2,149	3,035
2	78 x 24 x 29 1/2	1950 x 600 x 751	T5N	-MRCRF2478V	2,216	3,110
3	84 x 24 x 29 1/2	2100 x 600 x 751	T5N	-MRCRF2484V	2,278	3,191
1	48 x 30 x 29 1/2	1200 x 750 x 751	T5N	-MRCRF3048V	2,073	2,939
2	54 x 30 x 29 1/2	1350 x 750 x 751	T5N	-MRCRF3054V	2,102	2,976
2	60 x 30 x 29 1/2	1500 x 750 x 751	T5N	-MRCRF3060V	2,134	3,021
2	66 x 30 x 29 1/2	1650 x 750 x 751	T5N	-MRCRF3066V	2,171	3,058
2	72 x 30 x 29 1/2	1800 x 750 x 751	T5N	-MRCRF3072V	2,203	3,089
2	78 x 30 x 29 1/2	1950 x 750 x 751	T5N	-MRCRF3078V	2,262	3,157
3	84 x 30 x 29 1/2	2100 x 750 x 751	T5N	-MRCRF3084V	2,332	3,245

Surface 5. Smooth edge N. Specify matching (N) or contrasting (K, S, W) edge. Specify accent color (K, S, W). Option of module at the center: add PC at the end of the product code.

Mobile rectangular tables



Surfaces 1" (25 mm) or 1 1/2" (38 mm) thick. V-base with casters with brakes. The tables can be connected to one another by using LGC-UP4 connectors. Can accept a modesty panel and LGC-TH2 hooks. Option of electrical module at the center with non-sequential multiple interconnection system. **Must be ordered separately for PC option.** 1 starter kit for interconnection system LGC-DCPS108.

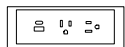
1	48 x 24 x 29	1200 x 600 x 738	T1N	-MRC2448V	1,411	2,278
2	54 x 24 x 29	1350 x 600 x 738	T1N	-MRC2454V	1,435	2,309
2	60 x 24 x 29	1500 x 600 x 738	T1N	-MRC2460V	1,459	2,345
2	66 x 24 x 29	1650 x 600 x 738	T1N	-MRC2466V	1,482	2,368
2	72 x 24 x 29	1800 x 600 x 738	T1N	-MRC2472V	1,502	2,390
2	78 x 24 x 29	1950 x 600 x 738	T1N	-MRC2478V	1,557	2,449
3	84 x 24 x 29	2100 x 600 x 738	T1N	-MRC2484V	1,601	2,515
1	48 x 30 x 29	1200 x 750 x 738	T1N	-MRC3048V	1,435	2,303
2	54 x 30 x 29	1350 x 750 x 738	T1N	-MRC3054V	1,459	2,332
2	60 x 30 x 29	1500 x 750 x 738	T1N	-MRC3060V	1,482	2,368
2	66 x 30 x 29	1650 x 750 x 738	T1N	-MRC3066V	1,512	2,398
2	72 x 30 x 29	1800 x 750 x 738	T1N	-MRC3072V	1,536	2,422
2	78 x 30 x 29	1950 x 750 x 738	T1N	-MRC3078V	1,588	2,481
3	84 x 30 x 29	2100 x 750 x 738	T1N	-MRC3084V	1,642	2,554

Surface 1. Smooth edge N. Specify matching (N) or contrasting (K, S, W) edge. Specify accent color (K, S, W). Option of module at the center: add PC at the end of the product code.

1	48 x 24 x 29 1/2	1200 x 600 x 751	T5N	-MRC2448V	1,459	2,325
2	54 x 24 x 29 1/2	1350 x 600 x 751	T5N	-MRC2454V	1,488	2,362
2	60 x 24 x 29 1/2	1500 x 600 x 751	T5N	-MRC2460V	1,512	2,398
2	66 x 24 x 29 1/2	1650 x 600 x 751	T5N	-MRC2466V	1,541	2,427
2	72 x 24 x 29 1/2	1800 x 600 x 751	T5N	-MRC2472V	1,573	2,461
2	78 x 24 x 29 1/2	1950 x 600 x 751	T5N	-MRC2478V	1,625	2,520
3	84 x 24 x 29 1/2	2100 x 600 x 751	T5N	-MRC2484V	1,689	2,600
1	48 x 30 x 29 1/2	1200 x 750 x 751	T5N	-MRC3048V	1,488	2,355
2	54 x 30 x 29 1/2	1350 x 750 x 751	T5N	-MRC3054V	1,519	2,393
2	60 x 30 x 29 1/2	1500 x 750 x 751	T5N	-MRC3060V	1,557	2,443
2	66 x 30 x 29 1/2	1650 x 750 x 751	T5N	-MRC3066V	1,588	2,474
2	72 x 30 x 29 1/2	1800 x 750 x 751	T5N	-MRC3072V	1,620	2,507
2	78 x 30 x 29 1/2	1950 x 750 x 751	T5N	-MRC3078V	1,680	2,574
3	84 x 30 x 29 1/2	2100 x 750 x 751	T5N	-MRC3084V	1,748	2,662

Surface 5. Smooth edge N. Specify matching (N) or contrasting (K, S, W) edge. Specify accent color (K, S, W). Option of module at the center: add PC at the end of the product code.

TECHNOLOGY INTEGRATION



PC Electrical module

POSITIONING



PC

Approx. no. of seats

W x D x H (in)	W x D x H (mm)	Code	With option: (\$)	PC (\$)
Mobile rectangular tables with radius corners				
<i>Surfaces 1" (25 mm) or 1½" (38 mm) thick. V-base with casters with brakes. The tables can be connected to one another by using LGC-UP4 connectors. Can accept a modesty panel and LGC-TH2 hooks. Option of electrical module at the center with non-sequential multiple interconnection system. Must be ordered separately for PC option: 1 starter kit for interconnection system LGC-DCPS108.</i>				
1	48 x 24 x 29	1200 x 600 x 738	T1N -MRCR2448V	1,518 2,386
2	54 x 24 x 29	1350 x 600 x 738	T1N -MRCR2454V	1,542 2,417
2	60 x 24 x 29	1500 x 600 x 738	T1N -MRCR2460V	1,566 2,452
2	66 x 24 x 29	1650 x 600 x 738	T1N -MRCR2466V	1,589 2,475
2	72 x 24 x 29	1800 x 600 x 738	T1N -MRCR2472V	1,611 2,497
2	78 x 24 x 29	1950 x 600 x 738	T1N -MRCR2478V	1,664 2,556
3	84 x 24 x 29	2100 x 600 x 738	T1N -MRCR2484V	1,711 2,622
1	48 x 30 x 29	1200 x 750 x 738	T1N -MRCR3048V	1,542 2,410
2	54 x 30 x 29	1350 x 750 x 738	T1N -MRCR3054V	1,566 2,440
2	60 x 30 x 29	1500 x 750 x 738	T1N -MRCR3060V	1,589 2,475
2	66 x 30 x 29	1650 x 750 x 738	T1N -MRCR3066V	1,619 2,505
2	72 x 30 x 29	1800 x 750 x 738	T1N -MRCR3072V	1,643 2,529
2	78 x 30 x 29	1950 x 750 x 738	T1N -MRCR3078V	1,695 2,590
3	84 x 30 x 29	2100 x 750 x 738	T1N -MRCR3084V	1,749 2,663
Surface 1. Smooth edge N. Specify matching (N) or contrasting (K, S, W) edge. Specify accent color (K, S, W). Option of module at the center: add PC at the end of the product code.				
1	48 x 24 x 29½	1200 x 600 x 751	T5N -MRCR2448V	1,566 2,434
2	54 x 24 x 29½	1350 x 600 x 751	T5N -MRCR2454V	1,595 2,470
2	60 x 24 x 29½	1500 x 600 x 751	T5N -MRCR2460V	1,619 2,505
2	66 x 24 x 29½	1650 x 600 x 751	T5N -MRCR2466V	1,648 2,538
2	72 x 24 x 29½	1800 x 600 x 751	T5N -MRCR2472V	1,681 2,568
2	78 x 24 x 29½	1950 x 600 x 751	T5N -MRCR2478V	1,734 2,627
3	84 x 24 x 29½	2100 x 600 x 751	T5N -MRCR2484V	1,796 2,708
1	48 x 30 x 29½	1200 x 750 x 751	T5N -MRCR3048V	1,595 2,463
2	54 x 30 x 29½	1350 x 750 x 751	T5N -MRCR3054V	1,627 2,502
2	60 x 30 x 29½	1500 x 750 x 751	T5N -MRCR3060V	1,664 2,550
2	66 x 30 x 29½	1650 x 750 x 751	T5N -MRCR3066V	1,695 2,581
2	72 x 30 x 29½	1800 x 750 x 751	T5N -MRCR3072V	1,728 2,615
2	78 x 30 x 29½	1950 x 750 x 751	T5N -MRCR3078V	1,788 2,682
3	84 x 30 x 29½	2100 x 750 x 751	T5N -MRCR3084V	1,856 2,770
Surface 5. Smooth edge N. Specify matching (N) or contrasting (K, S, W) edge. Specify accent color (K, S, W). Option of module at the center: add PC at the end of the product code.				

Approx. no. of seats

W x D x H (in)	W x D x H (mm)	Code	With option: (\$)	PC (\$)
Starter kit for interconnection system				
<i>Starting cable for use with the non-sequential multiple interconnection system. 108" L (2743 mm) cable with plug for wall outlet. Control housing with system status visual indicator.</i>				
72	1829	LGC-DCPS108		540
Junction cable kit				
<i>Cable(s) for non-sequential junction and self-adhesive fasteners. Install beneath a training table with no electrical/communication module. Allows interconnection of a table with 1 electrical/communication module and a table with no module.</i>				
54	1372	LGC-DCJK48		161
60	1524	LGC-DCJK54		179
66	1676	LGC-DCJK60		199
72	1829	LGC-DCJK66		219
78	1981	LGC-DCJK72		237
84	2134	LGC-DCJK78		258
90	2286	LGC-DCJK84		277

Approx. no. of seats

W x D x H (in)	W x D x H (mm)	Code	With option: (\$)	PC (\$)
TRAINING TABLES – T-BASE				
Mobile rectangular tables with flip-top mechanism				
<i>Surface 1" (25 mm) thick. T-base with casters with brakes. Mechanism to make the work surface flip vertically. The tables can be connected to one another by using LGC-UP4 connectors. Can accept a modesty panel and LGC-TH2 hooks.</i>				
1	48 x 24 x 29	1200 x 600 x 736	T1N -MRCF2448T	1,279
2	54 x 24 x 29	1350 x 600 x 736	T1N -MRCF2454T	1,318
2	60 x 24 x 29	1500 x 600 x 736	T1N -MRCF2460T	1,356
2	66 x 24 x 29	1650 x 600 x 736	T1N -MRCF2466T	1,389
2	72 x 24 x 29	1800 x 600 x 736	T1N -MRCF2472T	1,427

Approx. no. of seats

W x D x H (in)	W x D x H (mm)	Code	With option: (\$)	PC (\$)
Mobile rectangular tables with flip-top mechanism (cont'd)				
<i>Surface 1" (25 mm) thick. T-base with casters with brakes. The tables can be connected to one another by using LGC-UP4 connectors. Can accept a modesty panel and LGC-TH2 hooks.</i>				
1	48 x 24 x 29	1200 x 600 x 736	T1N -MRC2448T	797
2	54 x 24 x 29	1350 x 600 x 736	T1N -MRC2454T	836
2	60 x 24 x 29	1500 x 600 x 736	T1N -MRC2460T	875
2	66 x 24 x 29	1650 x 600 x 736	T1N -MRC2466T	913
2	72 x 24 x 29	1800 x 600 x 736	T1N -MRC2472T	952
1	48 x 30 x 29	1200 x 750 x 736	T1N -MRC3048T	816
2	54 x 30 x 29	1350 x 750 x 736	T1N -MRC3054T	867
2	60 x 30 x 29	1500 x 750 x 736	T1N -MRC3060T	920
2	66 x 30 x 29	1650 x 750 x 736	T1N -MRC3066T	971
2	72 x 30 x 29	1800 x 750 x 736	T1N -MRC3072T	1,023
Surface 1. Smooth edge N. Specify matching (N) or contrasting (K, S, W) edge. Specify accent color (K, S, W).				
Fixed rectangular tables				
<i>Surface 1" (25 mm) thick. T-base with levelers. The tables can be connected to one another by using LGC-UP4 connectors. Can accept a modesty panel and LGC-TH2 hooks.</i>				
1	48 x 24 x 29	1200 x 600 x 736	T1N -RC2448T	797
2	54 x 24 x 29	1350 x 600 x 736	T1N -RC2454T	836
2	60 x 24 x 29	1500 x 600 x 736	T1N -RC2460T	875
2	66 x 24 x 29	1650 x 600 x 736	T1N -RC2466T	913
2	72 x 24 x 29	1800 x 600 x 736	T1N -RC2472T	952
1	48 x 30 x 29	1200 x 750 x 736	T1N -RC3048T	816
2	54 x 30 x 29	1350 x 750 x 736	T1N -RC3054T	867
2	60 x 30 x 29	1500 x 750 x 736	T1N -RC3060T	920
2	66 x 30 x 29	1650 x 750 x 736	T1N -RC3066T	971
2	72 x 30 x 29	1800 x 750 x 736	T1N -RC3072T	1,023
Surface 1. Smooth edge N. Specify matching (N) or contrasting (K, S, W) edge. Specify accent color (K, S, W).				

Approx. no. of seats

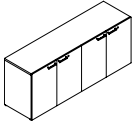

W x D x H (in)	W x D x H (mm)	Code	With option: (\$)	PC (\$)
Mobile rectangular tables with flip-top mechanism (cont'd)				
<i>Surface 1" (25 mm) thick. T-base with casters with brakes. The tables can be connected to one another by using LGC-UP4 connectors. Can accept a modesty panel and LGC-TH2 hooks.</i>				
1	48 x 24 x 29	1200 x 600 x 736	T1N -MRCF3048T	1,305
2	54 x 30 x 29	1350 x 750 x 736	T1N -MRCF3054T	1,350
2	60 x 30 x 29	1500 x 750 x 736	T1N -MRCF3060T	1,395
2	66 x 30 x 29	1650 x 750 x 736	T1N -MRCF3066T	1,446
2	72 x 30 x 29	1800 x 750 x 736	T1N -MRCF3072T	1,491
Surface 1. Smooth edge N. Specify matching (N) or contrasting (K, S, W) edge. Specify accent color (K, S, W).				

Approx. no. of seats

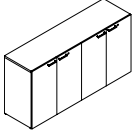
W x D x H (in)	W x D x H (mm)	Code	With option: (\$)	PC (\$)
Mobile rectangular tables				
<i>Surface 1" (25 mm) thick. T-base with levelers. The tables can be connected to one another by using LGC-UP4 connectors. Can accept a modesty panel and LGC-TH2 hooks.</i>				
1	48 x 24 x 29	1200 x 600 x 736	T1N -RC2448T	797
2	54 x 24 x 29	1350 x 600 x 736	T1N -RC2454T	836
2	60 x 24 x 29	1500 x 600 x 736	T1N -RC2460T	875
2	66 x 24 x 29	1650 x 600 x 736	T1N -RC2466T	913
2	72 x 24 x 29	1800 x 600 x 736	T1N -RC2472T	952
1	48 x 30 x 29	1200 x 750 x 736	T1N -RC3048T	816
2	54 x 30 x 29	1350 x 750 x 736	T1N -RC3054T	867
2	60 x 30 x 29	1500 x 750 x 736	T1N -RC3060T	920
2	66 x 30 x 29	1650 x 750 x 736	T1N -RC3066T	971
2	72 x 30 x 29	1800 x 750 x 736	T1N -RC3072T	1,023
Surface 1. Smooth edge N. Specify matching (N) or contrasting (K, S, W) edge. Specify accent color (K, S, W).				

W x D x H (in) W x D x H (mm) Code



TRAINING TABLE ACCESSORIES							
Modesty panels for training tables							
<i>Fabric modesty panel, with hinges. Installs beneath a training table. Panel provides a clearance of 3" (75 mm) on each side of the surface. Prices indicated are applicable to all United Chair® fabrics.</i>							
	Gr1	Gr2	Gr3	Gr4	Gr5	Gr6	Gr8
42 x 5/8 x 8	1045	16	200	TNNN -MODF48	424	457	489 510 532 549 571
48 x 5/8 x 8	1195	16	200	TNNN -MODF54	439	471	505 525 547 568 591
54 x 5/8 x 8	1345	16	200	TNNN -MODF60	461	494	531 554 576 597 621
60 x 5/8 x 8	1495	16	200	TNNN -MODF66	474	511	546 569 594 617 641
66 x 5/8 x 8	1645	16	200	TNNN -MODF72	497	535	570 596 621 644 671
72 x 5/8 x 8	1795	16	200	TNNN -MODF78	525	566	605 632 659 685 710
78 x 5/8 x 8	1945	16	200	TNNN -MODF84	563	606	646 676 703 734 761
Specify accent color (K, S, W). Specify the fabric code at the end of the product code.							
Connectors for training tables							
<i>Black plastic connectors. Are used to connect 2 tables. Pack of 4.</i>							
17/8 x 5/2 x 5/8	140	48	16	LGC-UP4			95
Hooks for personal belongings							
<i>Metal hooks. Install beneath a work surface. Pack of 2.</i>							
1½ x 1½ x 2	38	41	51	LGC-TH2			95
Specify accent color (K, S, W).							

	W x D x H (in)	W x D x H (mm)	Code	(\$)
COMPLEMENTARY FURNITURE				
Bookcase credenzas with doors	<i>Doors with soft-close hinges. Locks. 2 adjustable shelves.</i>			
	72 x 20 x 29	1800 x 500 x 736	T1NN_-B207229B	1,909
	72 x 20 x 36	1800 x 500 x 914	T1NN_-B207236B 	2,287
	Specify handle color (K, S, W).			

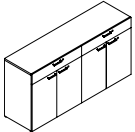
29" H (736 mm)




36" H (914 mm)

Bookcase credenzas with doors and drawers	<i>Utility drawers with soft-close slides. Doors with soft-close hinges. Locks. 2 adjustable shelves.</i>			
	72 x 20 x 29	1800 x 500 x 736	T1NN_-207229UB	2,577
	72 x 20 x 36	1800 x 500 x 914	T1NN_-207236UB 	3,099
	Specify handle color (K, S, W).			

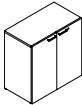
29" H (736 mm)




36" H (914 mm)

Bookcases with doors	<i>Doors with soft-close hinges. Lock. 1 adjustable shelf.</i>			
	36 x 20 x 29	900 x 500 x 736	T1NN_-203629B	1,164
	36 x 20 x 36	900 x 500 x 914	T1NN_-203636B	1,395
	Specify handle color (K, S, W).			

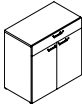
29" H (736 mm)



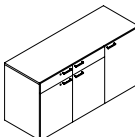
36" H (914 mm)

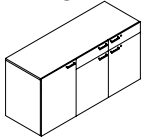
Bookcase credenzas with doors and drawer	<i>Utility drawer with soft-close slides. Doors with soft-close hinges. Locks. 1 adjustable shelf.</i>			
	36 x 20 x 29	900 x 500 x 736	T1NN_-203629UB	1,460
	36 x 20 x 36	900 x 500 x 914	T1NN_-203636UB	1,748
	Specify handle color (K, S, W).			


29" H (736 mm)

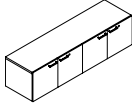




36" H (914 mm)


Credenzas with space for refrigerator on right	<i>Space 20³/₄" W x 21⁵/₁₆" D x 32" H (530 x 542 x 812 mm) for a compact refrigerator. Vent at back. Utility drawers. Utensil tray. Door with access to 1 garbage bin and 1 recycling bin. Locks on 1 door and 1 drawer. 1 adjustable shelf.</i>			
	72 x 25 x 36	1800 x 625 x 914	T1NN_-257236UBD	3,502
	Specify handle color (K, S, W).			

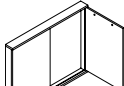
	W x D x H (in)	W x D x H (mm)	Code	(\$)
Credenzas with space for refrigerator on left	<i>Space 20³/₄" W x 21⁵/₁₆" D x 32" H (530 x 542 x 812 mm) for a compact refrigerator. Vent at back. Utility drawers. Utensil tray. Door with access to 1 garbage bin and 1 recycling bin. Locks on 1 door and 1 drawer. 1 adjustable shelf.</i>			
	72 x 25 x 36	1800 x 625 x 914	T1NN_-257236DUB	3,502
	Specify handle color (K, S, W).			

Cabinets	<i>Doors with lock. 3 adjustable shelves and 1 full-width fixed shelf. Laminate doors</i>			
	36 x 20 x 73	900 x 500 x 1834	T1NN_-203673B	1,960
	Specify handle color (K, S, W).			


Wall-mounted bookcases with doors	<i>Doors with soft-close hinges. Locks. Assembly hardware for wall installation included. Laminate doors</i>			
	72 x 20 x 18	1800 x 500 x 450	T1NN_-BM207218B 	1,531
	Specify handle color (K, S, W).			

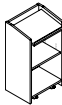
Wall-mounted bookcases with doors	<i>Doors with soft-close hinges. Locks. Handles with silver finish. Assembly hardware for wall installation included.</i>			
	36 x 20 x 18	900 x 500 x 450	T1NN_-BM203618B	997
	Specify handle color (K, S, W).			

Marker board with sliding doors	<i>Laminate marker board surface for dry-erase marker. Non-magnetic. Accessories tray at bottom of board. Dimension of open board: 117¹/₂" W (2938 mm).</i>			
	60 x 4 x 48	1500 x 105 x 1200	TNNN_-VBX4860C	2,309
	Specify handle color (K, S, W).			

Marker board with doors	<i>Laminate marker board surface for dry-erase marker. Non-magnetic. Accessories tray at bottom of board. Interior of doors made of natural cork. 180° hinges. Hooks for flip chart. Dimension of open board: 107¹/₄" W (2725 mm).</i>			
	54 x 5 x 41 ¹ / ₄	1368 x 130 x 1049	T1NN_-VBX4054	2,001
	Specify handle color (K, S, W).			

Mobile marker board with storage module	<i>Laminate 2-sided marker board surface for dry-erase marker. Non-magnetic. 1 accessories tray included, metal with silver finish. 4 storage spaces. 2 fixed shelves. Casters with brakes. 1-tone finish only.</i>			
	54 x 25 x 65	1350 x 622 x 1629	TNNNS-MWB5465	2,067

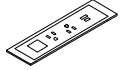
Mobile serving carts	<i>Open storage space: 33" W x 18" D x 3" H (847 x 462 x 84 mm). Doors with soft-close hinges. Lock. 1 adjustable shelf. 4 casters, of which 2 have brakes.</i>			
	36 x 20 x 36	900 x 500 x 914	T1NN_-MS203636	2,170
	Specify handle color (K, S, W).			

Lectern	<i>1 shelf at a fixed angle. 1 adjustable shelf. Cable access. 4 casters, of which 2 have brakes. 1-tone finish only.</i>			
	24 x 20 x 42	600 x 510 x 1072	TNNNN-LC242042	1,364

W x D x H (in) W x D x H (mm) Code (\$)

ELECTRIFICATION

Electrical communication module *2 electric outlets and an open space, one USB-A outlet and one USB-C outlet. Can accept the connectors shown on this page. 72" L (1829 mm) cable with plug for wall outlet. Field installation. UL and CUL certified.*



8³/₁₆ x 2⁹/₁₆ 208 x 59 **LGC-PCB2PUSBC** **494**
Specify accent color (K, S, W).

Electrical module *1 electric outlet, one USB-A outlet and one USB-C outlet. 72" L (1829 mm) cable with plug for wall outlet. Field installation. UL and CUL certified.*



5⁷/₁₆ x 2⁹/₁₆ 132 x 59 **LGC-PCPUSBC** **469**
Specify accent color (K, S, W).

Telephone jack *RJ11 connector, category 3. Modular connector for standard telephone. Must be used with the adapters supplied with the selected accessories, plates or modules. Black. Field installation.*



⁹/₁₆ x ⁵/₈ x 1³/₁₆ 14 x 16 x 30 **LGC-RJ11K** **81**

Private network jack *RJ45 connector, category 6. For Internet and multiline connection or voice-over-IP telephone systems. Must be used with the adapters supplied with the selected accessories, plates or modules. Black. Field installation.*



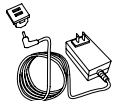
⁷/₈ x ⁹/₈ x 1³/₁₆ 16 x 16 x 30 **LGC-RJ45K** **139**

HDMI connector *For HD screens that accept HDMI connections. Female/female connection. Must be used with the adapters supplied with the selected accessories, plates or modules. Black or white. Field installation.*



1 x 1 x 1³/₁₆ 26 x 26 x 21 **LGC-HDMI** **160**
Specify accent color (K, W).

USB charging connector *USB-A connection for USB-powered devices and for charging mobile electronic devices. Charging power of 2000 mA. 72" L (1829 mm) cable with plug. Must be used with the adapters supplied with the selected accessories, plates or modules. Field installation. Transformer is UL and CUL certified.*



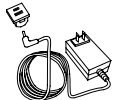
1 x 1 x 1³/₁₆ 26 x 26 x 21 **LGC-USB** **197**
Specify accent color (K, S, W).

USB 3.0 connector *Simultaneous read and write capability. Transfer speed of 5 Gb/s. Cannot be used for charging. 72" L (1829 mm) cable. Must be used with the adapters supplied with the selected accessories, plates or modules. Black or white. Field installation.*



1 x 1 x 1³/₁₆ 26 x 26 x 21 **LGC-USBDATA** **131**
Specify accent color (K, W).

USB-C charging connector *USB-C connection for USB-powered devices and for charging mobile electronic devices. 60W power. Cannot be used for data transfer. 72" L (1829 mm) cable with plug. Must be used with the adapters supplied with the selected accessories, plates or modules. Black or white. Field installation.*



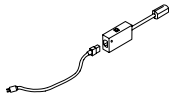
1 x 1 x 1³/₁₆ 26 x 26 x 21 **LGC-USBC60** **418**
Specify accent color (K, W).


Passive USB-C connector *USB-C connection with simultaneous read and write capability. Transfer speed of 480 Mps. 60W power. 40" L (1000 mm) cable. Must be used with the adapters supplied with the selected accessories, plates or modules. Black. Field installation.*



1 x 1 x 3³/₈ 26 x 26 x 21 **LGC-USBCK** **96**

Starter kit for interconnection system *Starting cable for use with the non-sequential multiple interconnection system. Connection for wall outlet. 108" L (2743 mm) cable. Control housing with system status visual indicator. Meets the code requirements of the city of Chicago.*



108 2743 **LGC-DCPS108**  **494**

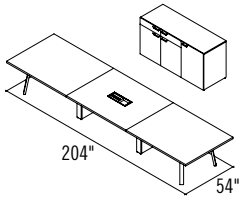
Channels *1 channel allows cable and wire management. Installs using screws (included) beneath a work surface. Anodized aluminum, silver finish.*



32 x 3³/₈ x 3³/₈ 800 x 92 x 61 **TNNS-HWMA32** **161**
56 x 3³/₈ x 3³/₈ 1400 x 92 x 61 **TNNS-HWMA56** **187**
92 x 3³/₈ x 3³/₈ 2300 x 92 x 61 **TNNS-HWMA92** **206**

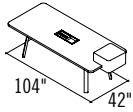
SUGGESTIONS

QMC_PLAN30



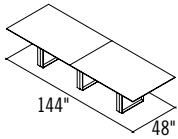
QMC_PLAN30		\$12,383
1	T5N_-_RC54204CPC	Rectangular surface \$6,322
2	TNNNN-LB0524WM	Thermofused laminate bases \$1,594
2	TNNN_-ATL228	Metal angled legs \$965
1	T1NN_-257236UBD	Bookcase credenza \$3,502

QMC_PLAN31



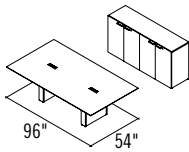
QMC_PLAN31		\$5,183
1	T5N_-_RCR4296CPC	Rectangular surface \$2,805
1	TNNN_-ATL228WM	Metal angled legs \$514
1	TNNN_-ATL228	Metal angled legs \$482
1	TLC1820	Upholstered lectern - Gr1 \$1,382

QMC_PLAN32



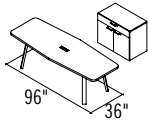
QMC_PLAN32		\$4,707
1	T5K_-_RC48144	Rectangular surface \$2,598
3	TNNN_-UCB24	U-shape combined bases \$2,109

QMC_PLAN33



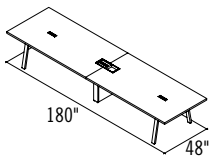
QMC_PLAN33		\$8,076
1	T5K_-_RC5496P2	Rectangular surface \$4,324
1	TNNNN-LB0524WM	Thermofused laminate base \$797
1	TNNNN-LB0524	Thermofused laminate base \$668
1	T1NN_-B207236B	Bookcase credenza \$2,287

QMC_PLAN34



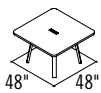
QMC_PLAN34		\$4,282
1	T5N_-_DR3696PC	Diamond surface \$2,122
1	TNNN_-ATL228WM	Metal angled legs \$514
1	TNNN_-ATL228	Metal angled legs \$482
1	T1NN_-203629UB	Bookcase credenza \$1,164

QMC_PLAN35



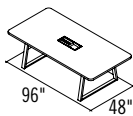
QMC_PLAN35		\$7,987
1	T5N_-_RC48180CPP2	Rectangular surface \$6,225
1	TNNNN-LB0524WM	Thermofused laminate base \$797
2	TNNN_-ATL228	Metal angled legs \$965

QMC_PLAN36



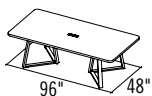
QMC_PLAN36		\$2,263
1	T5N_-_SQR48PC	Square surface \$1,267
1	TNNN_-ATL228	Metal angled legs \$482
1	TNNN_-ATL228WM	Metal angled legs \$514

QMC_PLAN37



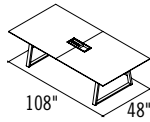
QMC_PLAN37		\$4,415
1	T5N_-_RCR4896VTCPC	Rectangular surface \$3,032
1	TNNN_-VBTL228WM	Metal and wood VIVA base \$708
1	TNNN_-VBTL228	Metal and wood VIVA base \$675

QMC_PLAN38



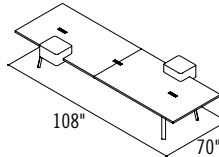
QMC_PLAN38		\$3,597
1	T5N_-_RCR4896VTPC	Rectangular surface \$2,420
1	TNNN_-TBTL328WM	Metal and wood TRIA base \$605
1	TNNN_-TBTL328	Metal and wood TRIA base \$571

QMC_PLAN39



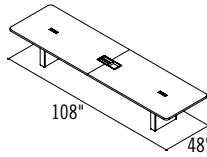
QMC_PLAN39		\$4,901
1	T5K_-_RC48108CPC	Rectangular surface \$3,518
1	TNNN_-VBTL228WM	Metal and wood VIVA base \$708
1	TNNN_-VBTL228	Metal and wood VIVA base \$675

QMC_PLAN40



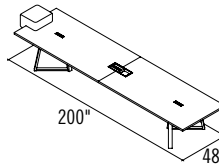
QMC_PLAN40		\$9,880
1	T5N_-_RCP54180P3	Rectangular surface \$6,119
1	TNNN_-ATL228WM	Metal angled legs \$514
1	TNNN_-ATL228	Metal angled legs \$482
2	TLC1820	Upholstered lecterns - Gr1 \$2,764

QMC_PLAN41



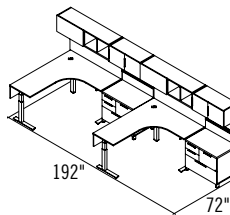
QMC_PLAN41		\$8,131
1	T5N_-_RCRP48180CPP2	Rectangular surface \$6,537
2	TNNNN-LB0524WM	Thermofused laminate bases \$1,594

QMC_PLAN42



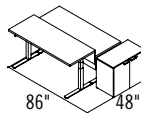
QMC_PLAN42		\$9,071
1	T5N_-_RCP48192CPP2	Rectangular surface \$6,513
1	TNNN_-TBTL328WM	Metal and wood TRIA base \$605
1	TNNN_-TBTL328	Metal and wood TRIA base \$571
1	TLC1820	Upholstered lectern - Gr1 \$1,382

QMC_PLAN43



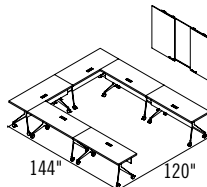
QMC_PLAN43		\$20,657
2	T1N_-_CMAM705823GC	Extended corner tables \$7,533
2	Q5NS-2436CO	Combined pedestals \$4,167
2	QNNN-EM601616C	Wall-mounted hutches \$2,793
2	QNNN-EM361616P	Wall-mounted hutches \$2,078
2	LGC-TK6017M	Tackboards \$995
2	LGC-TK6013M	Tackboards \$956
4	LGC-TK3613M	Tackboards \$1,681
2	LGC-RA36M	Hanging rails \$454

QMC_PLAN44



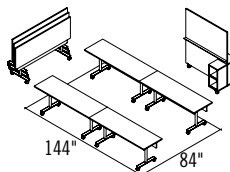
QMC_PLAN44		\$6,807
2	T1N_-_RCAM2364GC	Height adjustable tables \$5,438
2	DVW48	Vertical wire covers - Gr1 \$206
1	T1NN_-203629B	Bookcase with doors \$1,164

QMC_PLAN45




QMC_PLAN45		\$23,380
6	T1N_-_MRCF2460VPC	Training tables \$17,246
6	TNNN_-MODF60	Modesty panels - Gr1 \$2,761
1	LGC-DCPS108	Starter kit \$494
6	LGC-UP4	Connectors for tables \$570
1	TNNN_-VBX4860C	Marker board with doors \$2,309

QMC_PLAN46



QMC_PLAN46		\$16,203
7	T1N_-_MRCF2472T	Training tables \$9,989
7	TNNN_-MODF72	Modesty panels - Gr1 \$3,482
7	LGC-UP4	Connectors for tables \$666
1	TNNNS-MWB5465	Mobile marker board \$2,067



Office Furniture Solutions

Founded in 1956, Groupe Lacasse is a North American leader in the design, manufacture and service of a broad range of high-quality furniture products for all types of work environments. We have the experience, expertise and capability to deliver incomparable design, exceptional quality, optimum service and outstanding value in Office Furniture Solutions.



1-888-522-2773
www.groupelacasse.com